

## BlackRock GF Eur StDr Bd D4 Hgd £

### Fund Information

#### Sector

Fixed Int - EUR Short/ Medium Maturity

#### Manager's Name

Michael Krautzberger  
Christopher Allen  
Jozef Prokes

#### Date Manager Appointed

Jun 2006

#### Launch Date

Nov 2010

#### Fund Size(£m)

£9428.08

#### Yield\* (See page2)

0.00 %

#### XD Dates

Aug 31

#### Last Distribution

31/08/20 (XD Date)  
31/08/20 (Pay Date)  
0.00(Distribution)

#### OCF

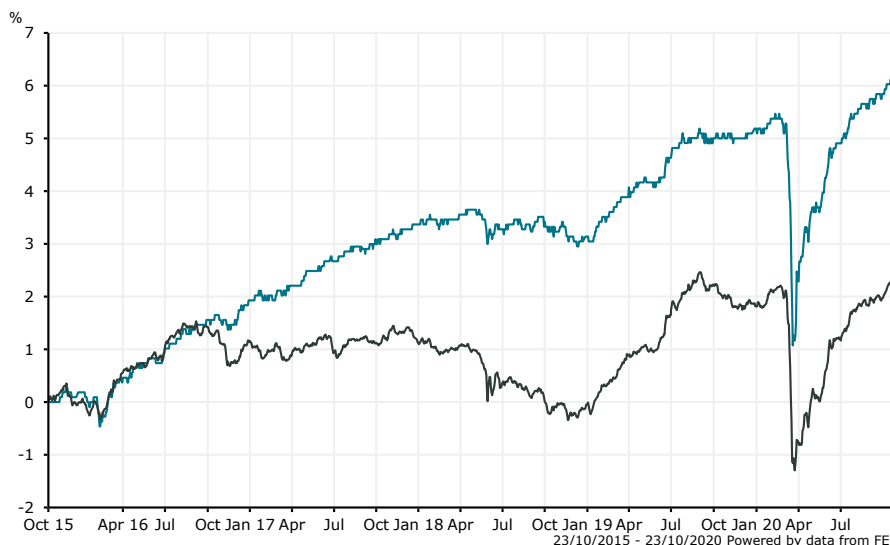
0.55 %

### Fund Aim

The Fund aims to maximise the return on your investment through a combination of capital growth and income on the Fund's assets. The Fund invests at least 80% of its total assets in fixed income (FI) securities. The FI securities may be issued by governments and government agencies of, and companies and supranationals domiciled in countries inside or outside of the Eurozone.

**Sector:** Fixed Int - EUR Short/ Medium Maturity

### Performance



■ BlackRock GF Eur StDr Bd D4 Hgd £  
■ Fixed Int - EUR Short/ Medium Maturity

#### Morningstar Analyst Rating

Bronze

#### FE Crown Rating



#### Discrete Performance - 12 months to 31/12/19

	2019	2018	2017	2016	2015
Fund	1.99	-0.22	1.41	1.74	1.70
Stock Sector Average	1.86	-1.16	-0.02	1.15	0.21

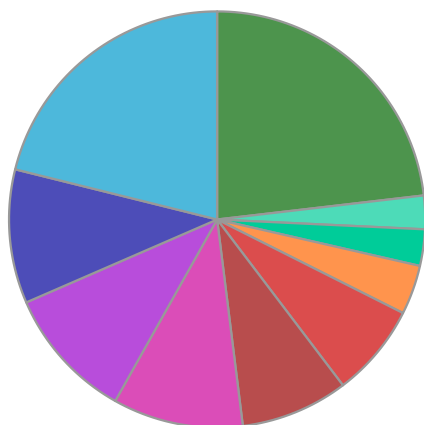
#### Cumulative Performance to 30/09/20

	1 Yr	2 Yrs	3 Yrs	4 Yrs	5 Yrs
Fund	0.80	2.44	2.67	4.22	6.23
Stock Sector Average	-0.25	1.88	0.84	0.55	2.42

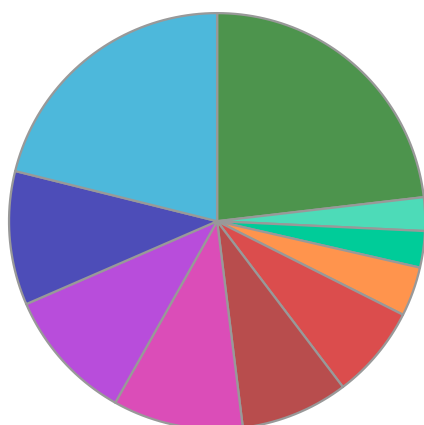
#### Performance Analysis - Annualised 3 years

	Growth Rate %	Volatility	Alpha	Beta	Sharpe
Fund	0.88	1.95	0.61	0.97	0.00
Stock Sector Average	0.28	1.93	0.00	1.00	0.00

## Fund Composition



	(%)
Germany	21.13
France	10.40
Spain	10.34
UK	10.12
Italy	8.36
USA	7.25
Money Market	3.84
Netherlands	2.83
International	2.60
Others	23.16



	(%)
German Fixed Interest	21.13
French Fixed Interest	10.40
Spanish Fixed Interest	10.34
UK Fixed Interest	10.12
Italian Fixed Interest	8.36
US Fixed Interest	7.25
Money Market	3.84
Dutch Fixed Interest	2.83
Global Fixed Interest	2.60
Others	23.16

## Largest Holdings

Holdings	(%)
GERMANY (FEDERAL REPUBLIC OF) 0 04/14/2023	3.76
SPAIN(KINGDOM OF) 0.35% BDS 30/07/23 EUR1000	3.29
GERMANY (FEDERAL REPUBLIC OF) 0 10/08/2021	2.86
SPAIN(KINGDOM OF) 0.75% BDS 30/07/21 EUR1000	2.03
KREDITANSTALT FUR WIEDERAUFBAU KFW 0% MTN 30/06/22 EUR1000	1.88

Holdings	(%)
GERMANY(FEDERAL REPUBLIC OF) 0% BDS 07/10/22 EUR1000	1.60
FRANCE(GOVT OF) 1.75% BDS 25/05/23 EUR1000	1.50
ITALY (REPUBLIC OF) 2.1 09/15/2021	1.26
EUROPEAN FINANCIAL STABILITY FACILT 0% BDS 17/07/23 EUR1000	1.17
JAPAN GOVT CPI LINKED 0.1% BDS 10/03/28 JPY100000	1.16

\* Data supplied by fund managers regarding fixed interests funds may not specify yield type. As the provision of redemption yield is an FCA regulatory requirement Novia assumes these are used.

## Important Information

Performance details and yields are as at 30/09/2020. Performance figures are inclusive of net reinvested income. Source: FE. This document is designed only for professional investors and experienced advisers. The value of investments and the income gained may fluctuate. Investors may not get back the full amount invested. Past performance is not a guide to the future.