

Premier UK Money Market B Acc

Fund Information

Sector

IA Standard Money Market

Manager's Name

Chun Lee

Hoy Wan

Date Manager Appointed

Aug 2019

Launch Date

Feb 2015

Fund Size(£m)

£175.48

Yield* (See page2)

0.97 %

XD Dates

Aug 03, May 01, Feb 03, Nov 01

Last Distribution

03/08/20 (XD Date)

30/09/20 (Pay Date)

0.05(Distribution)

OCF

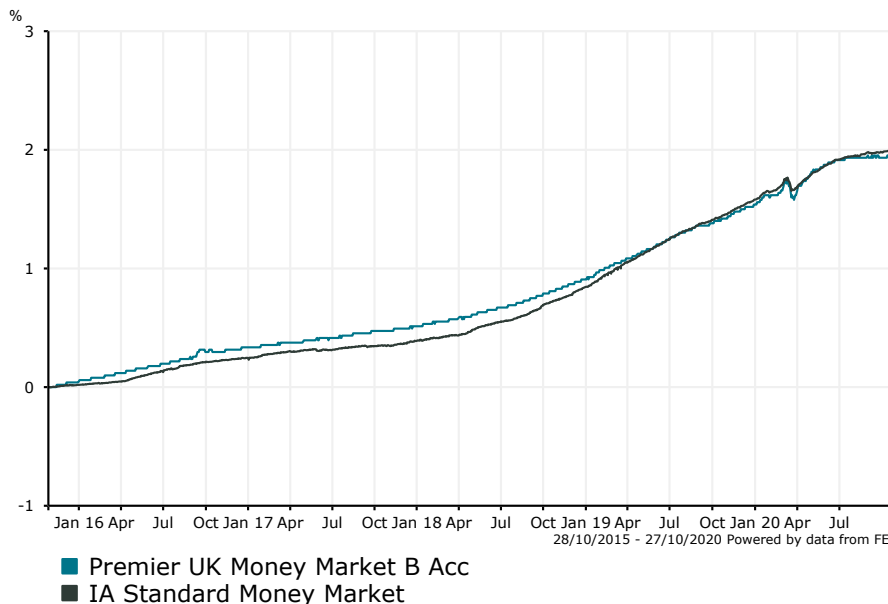
0.30 %

Fund Aim

The aim of the Fund is to give you an income, paid to you each quarter.

Sector: IA Standard Money Market

Performance



Discrete Performance - 12 months to 31/12/19

	2019	2018	2017	2016	2015
Fund	0.63	0.39	0.18	0.30	0.34
Stock Sector Average	0.73	0.45	0.14	0.23	0.07

Cumulative Performance to 30/09/20

	1 Yr	2 Yrs	3 Yrs	4 Yrs	5 Yrs
Fund	0.54	1.16	1.45	1.63	1.95
Stock Sector Average	0.56	1.28	1.63	1.77	1.99

Performance Analysis - Annualised 3 years

	Growth Rate %	Volatility	Alpha	Beta	Sharpe
Fund	0.48	0.10	-0.07	1.02	0.00
Stock Sector Average	0.54	0.09	0.00	1.00	0.00

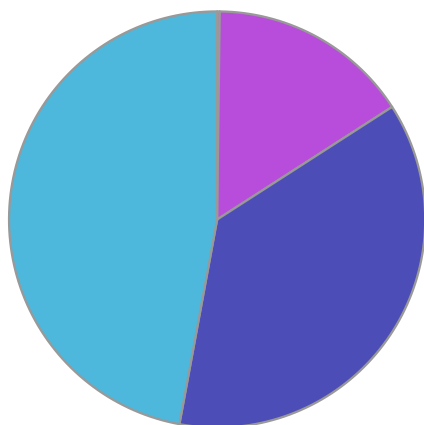
Morningstar Analyst Rating

N/A

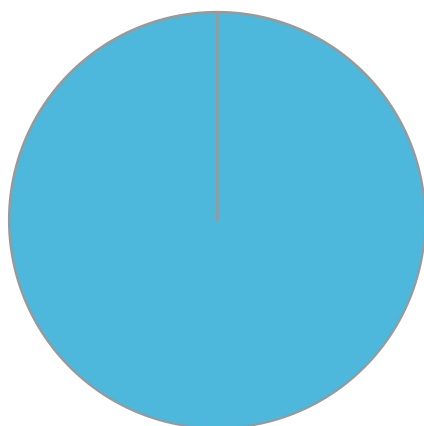
FE Crown Rating


Premier **UK Money Market B Acc**

Fund Composition



	(%)
Certificates of Deposit	47.10
Fixed Interest	37.00
Cash Deposits	15.70
Floating Rate Notes	0.20



	(%)
Money Market	100.00

Largest Holdings

Holdings	(%)
LANDESBANK BADEN WURTTENBERG CASH DEPOSIT	8.10
BARCLAYS BANK PLC 0.34% CT OF DEP 23/08/21 GBP100	5.40
UBS AG LONDON BRANCH 1.25% MTN 10/12/20 GBP200000	3.94
COOPERATIEVE RABOBANK UA 4.625% NTS 13/01/21 GBP1000	3.46
VOLKSWAGEN FNSR. 2017 1 1/2% 12/04/21 REG.S	3.12

Holdings	(%)
TORONTO-DOMINION BANK 1.34% CT OF DEP 30/03/21 GBP1	2.72
GOLDMAN SACHS CD 0.90% 09/02/2021	2.71
CREDIT AGRICOLE INDOSUEZ 0.45% CT OF DEP 11/06/21 GBP1	2.71
WELLS FARGO BANK INTERNATIONAL 0.8% CT OF DEP 22/01/21 GBP1	2.71
NATWEST MARKETS PLC 0.43% CT OF DEP 23/08/21 GBP1	2.71

* Data supplied by fund managers regarding fixed interests funds may not specify yield type. As the provision of redemption yield is an FCA regulatory requirement Novia assumes these are used.

Important Information

Performance details and yields are as at 30/09/2020. Performance figures are inclusive of net reinvested income. Source: FE. This document is designed only for professional investors and experienced advisers. The value of investments and the income gained may fluctuate. Investors may not get back the full amount invested. Past performance is not a guide to the future.