

## Premier MultiAsset Gbl Gth C Acc

### Fund Information

**Sector**

IA Flexible Investment

**Manager's Name**

David Hambidge  
Ian Rees  
Simon Evan-Cook  
David Thornton

**Date Manager Appointed**

Jul 2012

**Launch Date**

Feb 2015

**Fund Size(£m)**

£131.27

**Yield\*** (See page2)

1.17 %

**XD Dates**

Sep 01, Mar 02

**Last Distribution**

01/09/20 (XD Date)  
28/10/20 (Pay Date)  
1.61(Distribution)

**OCF**

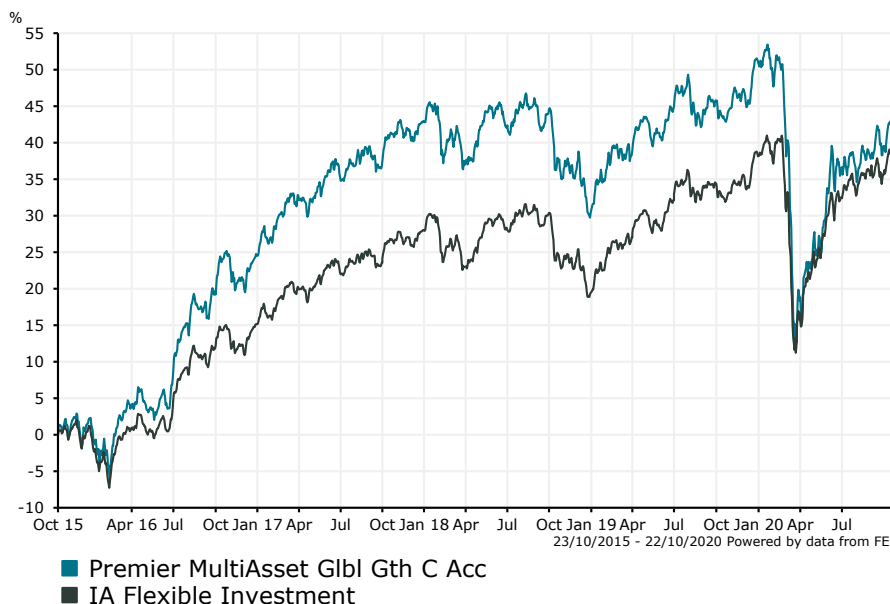
1.66 %

### Fund Aim

The aim of the Fund is to grow the value of your original investment over the long term.

**Sector:** IA Flexible Investment

### Performance



#### Discrete Performance - 12 months to 31/12/19

	2019	2018	2017	2016	2015
Fund	15.87	-8.80	14.81	21.80	6.94
Stock Sector Average	15.66	-6.72	11.21	13.82	1.99

#### Cumulative Performance to 30/09/20

	1 Yr	2 Yrs	3 Yrs	4 Yrs	5 Yrs
Fund	-4.28	-3.06	2.09	16.59	45.96
Stock Sector Average	0.88	4.15	9.75	21.30	41.26

#### Performance Analysis - Annualised 3 years

	Growth Rate %	Volatility	Alpha	Beta	Sharpe
Fund	0.69	14.07	-2.89	1.25	0.00
Stock Sector Average	3.15	11.00	0.00	1.00	0.00

**Morningstar Analyst Rating**

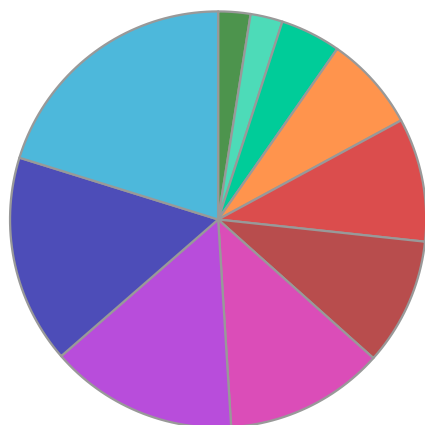
N/A

**FE Crown Rating**

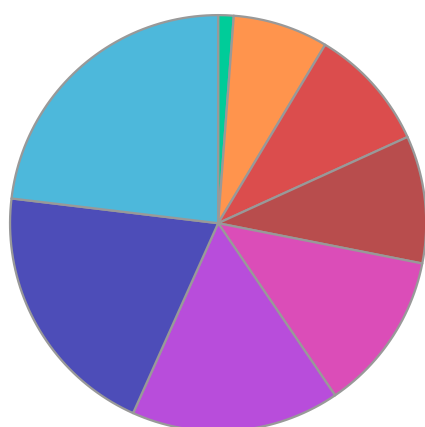


Premier **MultiAsset Gbl Gth C Acc**

**Fund Composition**



	(%)
UK Equities	20.20
Japanese Equities	16.20
International Equities	14.60
Asia Pacific ex Japan Equities	12.40
Global Emerging Market Equities	9.90
Europe ex UK Equities	9.60
North American Equities	7.40
Alternative Assets	4.70
Global Fixed Interest	2.50
Others	2.50



	(%)
Not Specified	23.10
UK	20.20
Japan	16.20
Asia Pacific ex Japan	12.40
Global Emerging Markets	9.90
Europe ex UK	9.60
North America	7.40
Money Market	1.20

**Largest Holdings**

Holdings	(%)
VT TEVIOT UK SMALLER COMPANIES INC	4.57
POLAR CAPITAL GLOBAL INSURANCE E INC GBP	4.55
TB EVENLODE INCOME C INC	4.24
MAN GLG JAPAN CORE ALPHA C PROFESSIONAL ACC	4.09
LINSELL TRAIN JAPANESE EQUITY B DIS JPY	3.91

Holdings	(%)
Lazard Global Equity Franchise Inst EA Acc GBP	3.84
CC JAPAN INCOME & GROWTH S UNHEDGED INC GBP	3.69
MULTIPARTNER SICAV ROBECOSAM SMART MATERIALS NA GBP	3.31
MONTANARO UK INCOME SEED GBP	3.29
BAILLIE GIFFORD EUROPEAN B INC	3.27

\* Data supplied by fund managers regarding fixed interests funds may not specify yield type. As the provision of redemption yield is an FCA regulatory requirement Novia assumes these are used.

**Important Information**

Performance details and yields are as at 30/09/2020. Performance figures are inclusive of net reinvested income. Source: FE. This document is designed only for professional investors and experienced advisers. The value of investments and the income gained may fluctuate. Investors may not get back the full amount invested. Past performance is not a guide to the future.