

iShares CrMSCIPac xJnUETF Acc£

Fund Information

Sector
Equity - Far East ex Japan

Manager's Name
Quantitative Strategies Group

Date Manager Appointed
Jan 2010

Launch Date
Sep 2010

Fund Size(£m)
£2025.79

Yield* (See page2)
0.00 %

XD Dates
N/A

Last Distribution
N/A (XD Date)
N/A (Pay Date)
N/A(Distribution)

OCF
0.20 %

Morningstar Analyst Rating
N/A

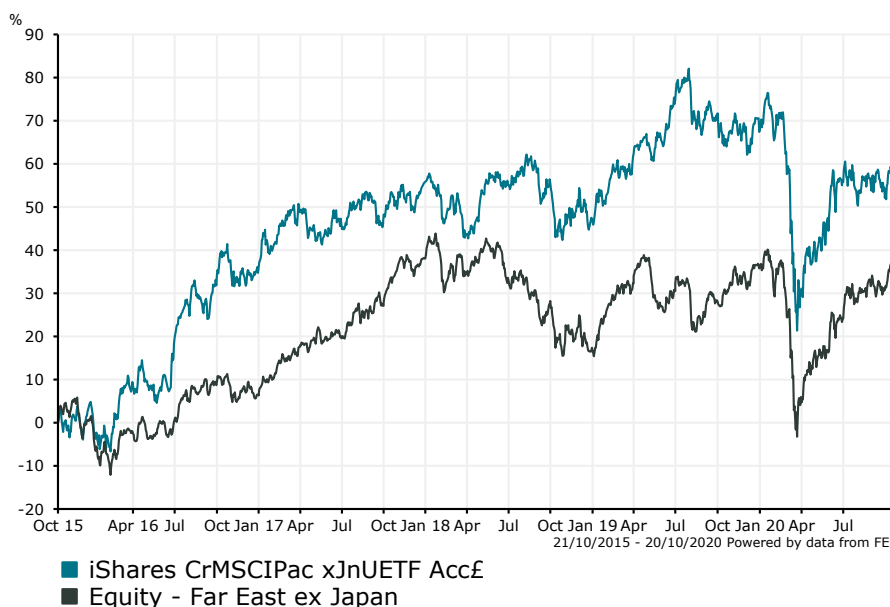
FE Crown Rating

Fund Aim

The Fund seeks to track the performance of an index composed of companies from Pacific region developed countries, excluding Japan.

Sector: Equity - Far East ex Japan

Performance



Discrete Performance - 12 months to 31/12/19

	2019	2018	2017	2016	2015
Fund	13.63	-5.30	15.47	28.53	-3.41
Stock Sector Average	15.67	-14.97	29.77	4.91	-8.26

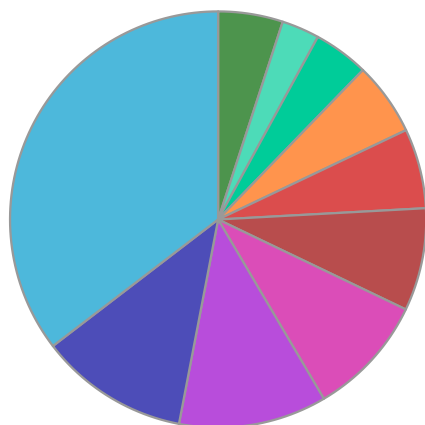
Cumulative Performance to 30/09/20

	1 Yr	2 Yrs	3 Yrs	4 Yrs	5 Yrs
Fund	-10.68	-2.79	4.17	15.36	61.36
Stock Sector Average	1.94	2.54	2.93	20.37	38.35

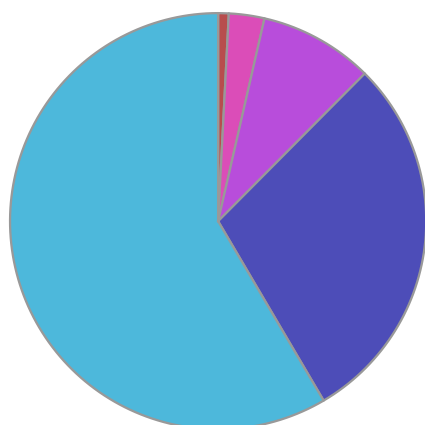
Performance Analysis - Annualised 3 years

	Growth Rate %	Volatility	Alpha	Beta	Sharpe
Fund	1.37	16.65	0.91	0.80	0.00
Stock Sector Average	0.97	16.53	0.00	1.00	0.00

Fund Composition



	(%)
Financials	35.41
Materials	11.59
Real Estate	11.50
Health Care	9.41
Industrials	7.98
Consumer Discretionary	6.20
Consumer Staples	5.69
Utilities	4.29
Communications	2.93
Others	5.03



	(%)
Australian Equities	58.48
Hong Kong Equities	29.10
Singapore Equities	8.87
New Zealand Equities	2.76
Money Market	0.82

Largest Holdings

Holdings	(%)
AIA GROUP LTD	7.52
CSL	5.80
AUSTRALIA (COMMONWEALTH BANK OF)	5.40
BHP GROUP LTD	4.99
HONG KONG EXCHANGES & CLEARING	3.67

Holdings	(%)
WESTPAC BANKING CORP	2.83
NATIONAL AUSTRALIA BANK LTD	2.56
WESFARMERS	2.40
AUSTRALIA & NEW ZEALAND BKG GRP	2.32
WOOLWORTHS GROUP LTD	2.25

* Data supplied by fund managers regarding fixed interests funds may not specify yield type. As the provision of redemption yield is an FCA regulatory requirement Novia assumes these are used.

Important Information

Performance details and yields are as at 30/09/2020. Performance figures are inclusive of net reinvested income. Source: FE. This document is designed only for professional investors and experienced advisers. The value of investments and the income gained may fluctuate. Investors may not get back the full amount invested. Past performance is not a guide to the future.