

HSBC MSCI Brazil £

Fund Information

Sector

Not Yet Assigned

Manager's Name

N/A

Date Manager Appointed

N/A

Launch Date

Oct 2010

Fund Size (£m)

£42.09

Yield* (See page2)

2.69 %

XD Dates

Jul 18, Jan 17

Last Distribution

18/07/19 (XD Date)

09/08/19 (Pay Date)

19.75(Distribution)

OCF

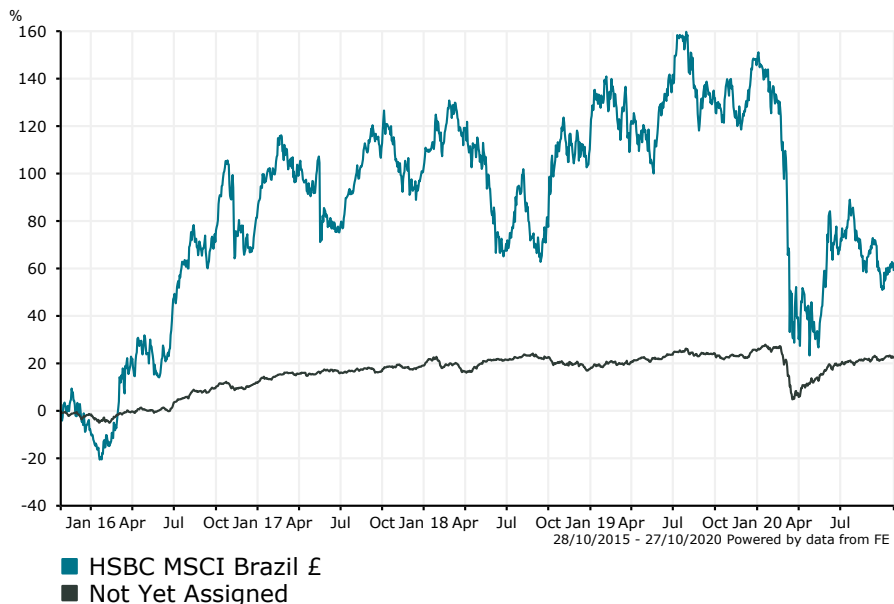
0.60 %

Fund Aim

There is currently no Investment Objective available for this Fund.

Sector: Not Yet Assigned

Performance



Morningstar Analyst Rating
N/A

FE Crown Rating

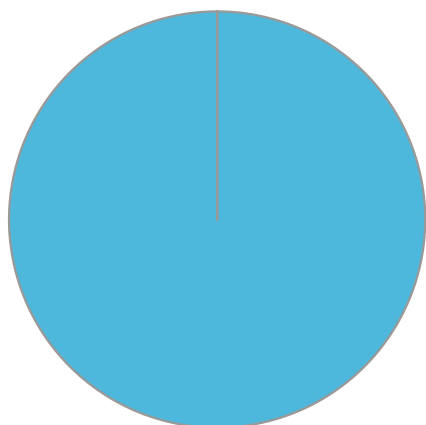
Discrete Performance - 12 months to 31/12/19					
	2019	2018	2017	2016	2015
Fund	16.87	4.81	10.56	96.68	-39.29
Stock Sector Average	6.52	-1.27	6.50	13.58	-5.07

Cumulative Performance to 30/09/20					
	1 Yr	2 Yrs	3 Yrs	4 Yrs	5 Yrs
Fund	-34.30	-16.21	-27.77	-11.10	61.49
Stock Sector Average	-2.01	-0.83	4.10	11.01	24.52

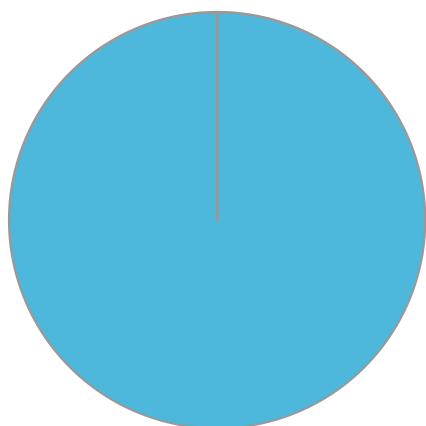
Performance Analysis - Annualised 3 years					
	Growth Rate %	Volatility	Alpha	Beta	Sharpe
Fund	-10.27	33.44	-8.25	2.05	-0.05
Stock Sector Average	1.35	8.57	0.00	1.00	0.00

HSBC MSCI Brazil £

Fund Composition



	(%)
International Equities	100.00



	(%)
Equities	100.00

Largest Holdings

Holdings	(%)
HSBC MSCI BRAZIL GBP	100.00

* Data supplied by fund managers regarding fixed interests funds may not specify yield type. As the provision of redemption yield is an FCA regulatory requirement Novia assumes these are used.

Important Information

Performance details and yields are as at 30/09/2020. Performance figures are inclusive of net reinvested income. Source: FE. This document is designed only for professional investors and experienced advisers. The value of investments and the income gained may fluctuate. Investors may not get back the full amount invested. Past performance is not a guide to the future.