

Mirae Asset India SctrLdEq R GBP

Fund Information

Sector

Equity - India

Manager's Name

 Rahul Chadha
 Saniel Chandrawat

Date Manager Appointed

Mar 2011

Launch Date

Jul 2014

Fund Size (£m)

£167.25

Yield* (See page2)

0.00 %

XD Dates

N/A

Last Distribution

 N/A (XD Date)
 N/A (Pay Date)
 N/A (Distribution)

OCF

1.09 %

Fund Aim

The primary objective of the sub-fund is to achieve long term growth in the share price through capital appreciation of the underlying equity portfolio. The Principal Investment Manager will seek to achieve the objective of the sub-fund by investing mainly in equities and equity related securities of sector leading companies domiciled in or exercising a large portion of their economic activity in India.

Sector: Equity - India

Performance



■ Mirae Asset India SctrLdEq R GBP
 ■ Equity - India

Discrete Performance - 12 months to 31/12/19

	2019	2018	2017	2016	2015
Fund	7.83	-8.40	29.89	20.88	5.81
Stock Sector Average	3.93	-10.69	32.93	3.79	-1.79

Cumulative Performance to 30/09/20

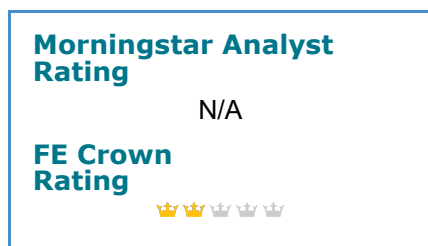
	1 Yr	2 Yrs	3 Yrs	4 Yrs	5 Yrs
Fund	-10.00	2.99	0.29	12.99	46.39
Stock Sector Average	-2.67	3.44	-3.05	9.13	21.12

Performance Analysis - Annualised 3 years

	Growth Rate %	Volatility	Alpha	Beta	Sharpe
Fund	0.10	22.54	1.24	0.98	-0.01
Stock Sector Average	-1.03	22.25	0.00	1.00	-0.01

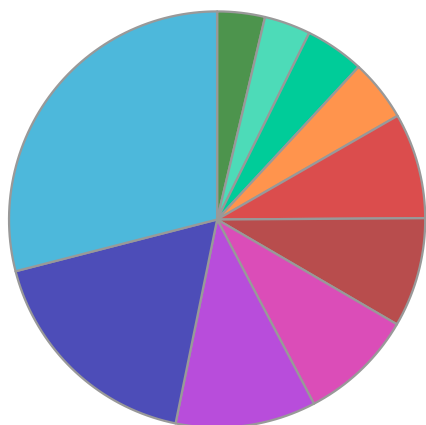
Morningstar Analyst Rating

N/A

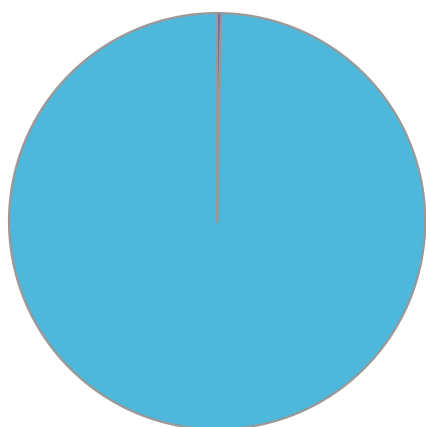
FE Crown Rating


Mirae Asset India SctrLdEq R GBP

Fund Composition



	(%)
Financials	29.00
Information Technology	17.80
Consumer Discretionary	10.90
Energy	8.90
Materials	8.50
Health Care	8.20
Real Estate	4.80
Consumer Staples	4.60
Industrials	3.60
Others	3.70



	(%)
Indian Equities	99.70
Money Market	0.30

Largest Holdings

Holdings	(%)
INFOSYS LTD	9.80
ICICI BANK	7.40
HDFC BANK LTD	6.20
RELIANCE INDUSTRIES	5.80
HOUSING DEVELOPMENT FINANCE CORPORATION LIMITED	5.70

Holdings	(%)
HCL TECHNOLOGIES	4.30
AXIS BANK LTD	4.20
CIPLA	3.20
STATE BANK OF INDIA	2.70
MARUTI SUZUKI INDIA LTD	2.60

* Data supplied by fund managers regarding fixed interests funds may not specify yield type. As the provision of redemption yield is an FCA regulatory requirement Novia assumes these are used.

Important Information

Performance details and yields are as at 30/09/2020. Performance figures are inclusive of net reinvested income. Source: FE. This document is designed only for professional investors and experienced advisers. The value of investments and the income gained may fluctuate. Investors may not get back the full amount invested. Past performance is not a guide to the future.