

## AXA Framlington Japan Z Inc

### Fund Information

**Sector**  
IA Japan

**Manager's Name**  
Chisako Hardie

**Date Manager Appointed**  
Apr 2010

**Launch Date**  
Jan 2015

**Fund Size (£m)**  
£171.74

**Yield\*** (See page2)  
0.74 %

**XD Dates**  
Feb 17

**Last Distribution**  
17/02/20 (XD Date)  
15/04/20 (Pay Date)  
1.52(Distribution)

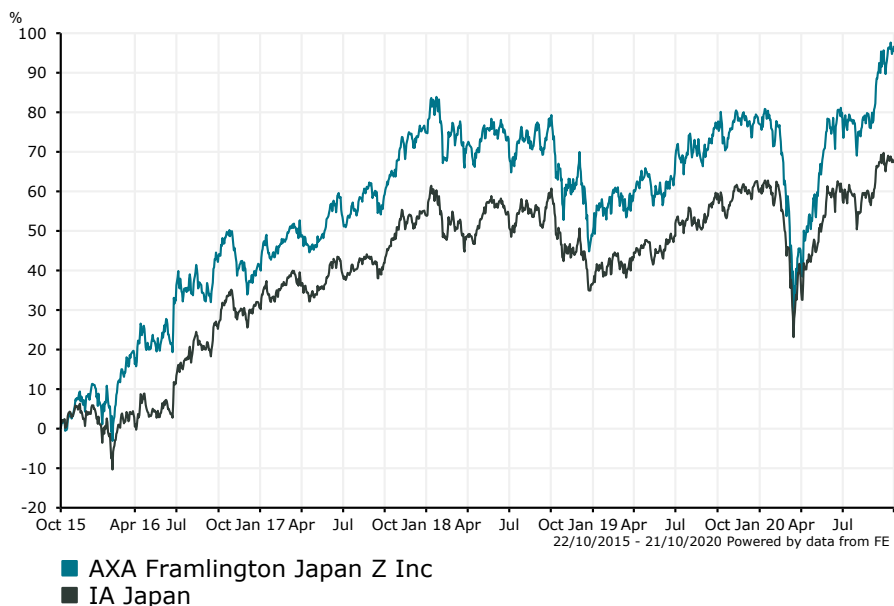
**OCF**  
0.84 %

### Fund Aim

The aim of this Fund is to provide long-term capital growth.

**Sector:** IA Japan

### Performance



**Morningstar Analyst Rating**  
N/A

**FE Crown Rating**  


#### Discrete Performance - 12 months to 31/12/19

	2019	2018	2017	2016	2015
Fund	19.12	-14.97	23.82	26.88	24.32
Stock Sector Average	17.22	-11.41	17.93	23.34	15.66

#### Cumulative Performance to 30/09/20

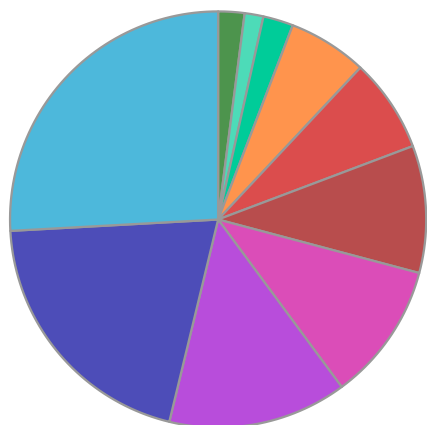
	1 Yr	2 Yrs	3 Yrs	4 Yrs	5 Yrs
Fund	9.31	7.64	20.99	35.20	99.67
Stock Sector Average	5.55	4.37	17.47	33.15	77.05

#### Performance Analysis - Annualised 3 years

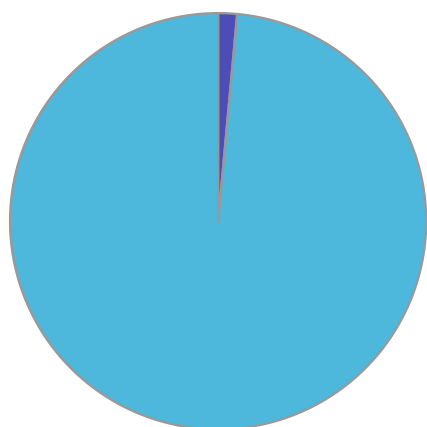
	Growth Rate %	Volatility	Alpha	Beta	Sharpe
Fund	6.56	17.82	0.07	1.24	0.17
Stock Sector Average	5.51	13.95	0.00	1.00	0.14

**AXA Framlington Japan Z Inc**

**Fund Composition**



	(%)
Industrials	25.87
Technology	20.36
Health Care	13.89
Consumer Services	10.74
Consumer Goods	9.88
Financials	7.28
Basic Materials	6.14
Telecommunications	2.34
Money Market	1.46
Others	2.04



	(%)
Japanese Equities	98.54
Money Market	1.46

**Largest Holdings**

Holdings	(%)
SOFTBANK GROUP CORP	2.34
OUTSOURCING INC	1.68
NET ONE SYSTEMS CO	1.63
SHIFT INC	1.60
SBI HLDGS INC	1.56

Holdings	(%)
VECTOR INC	1.55
KAGA ELECTRONICS CO	1.53
BENGO4.COM INC	1.43
M3 INC	1.41
WACOM CO	1.37

\* Data supplied by fund managers regarding fixed interests funds may not specify yield type. As the provision of redemption yield is an FCA regulatory requirement Novia assumes these are used.

**Important Information**

Performance details and yields are as at 30/09/2020. Performance figures are inclusive of net reinvested income. Source: FE. This document is designed only for professional investors and experienced advisers. The value of investments and the income gained may fluctuate. Investors may not get back the full amount invested. Past performance is not a guide to the future.