

## DMS Chr Gbl Mac A Acc

### Fund Information

**Sector**

IA Global

**Manager's Name**

 Ian Williams  
Terry Farrow

**Date Manager Appointed**

Feb 2015

**Launch Date**

Feb 2015

**Fund Size (£m)**

£4.80

**Yield\*** (See page2)

0.00 %

**XD Dates**

Sep 01, Mar 02

**Last Distribution**

 01/09/20 (XD Date)  
30/10/20 (Pay Date)  
0.02(Distribution)

**OCF**

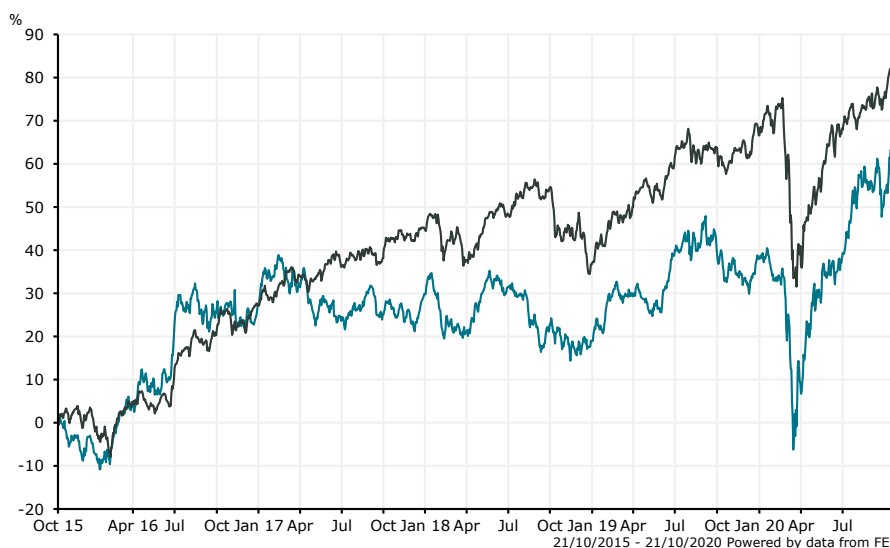
2.23 %

### Fund Aim

The investment objective of the Fund is to aim to deliver capital growth over the longer term whilst looking to mitigate downside risks.

**Sector:** IA Global

### Performance



■ DMS Chr Gbl Mac A Acc  
■ IA Global

#### Discrete Performance - 12 months to 31/12/19

	2019	2018	2017	2016	2015
Fund	16.14	-8.51	1.90	32.32	-
Stock Sector Average	21.92	-5.72	14.02	23.33	2.77

#### Cumulative Performance to 30/09/20

	1 Yr	2 Yrs	3 Yrs	4 Yrs	5 Yrs
Fund	8.43	25.64	22.28	21.89	65.32
Stock Sector Average	7.19	13.60	26.81	45.73	83.83

#### Performance Analysis - Annualised 3 years

	Growth Rate %	Volatility	Alpha	Beta	Sharpe
Fund	6.93	19.26	0.03	0.95	0.18
Stock Sector Average	8.24	13.76	0.00	1.00	0.34

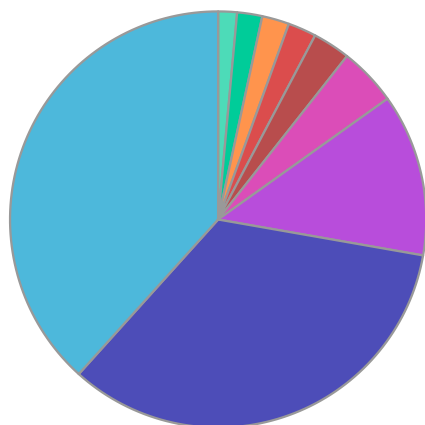
**Morningstar Analyst Rating**

N/A

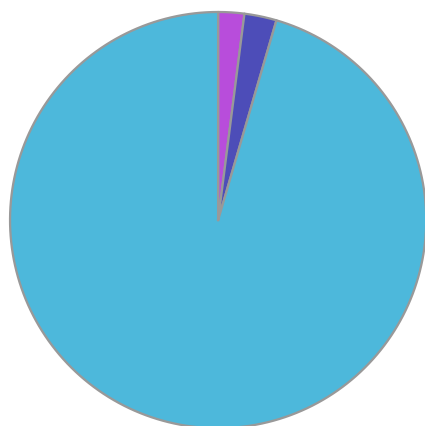
**FE Crown Rating**


**DMS Chr Gbl Mac A Acc**

**Fund Composition**



	(%)
Canada	38.32
UK	33.92
USA	12.62
Switzerland	4.51
Singapore	2.91
Money Market	2.20
Australia	2.11
Europe	1.95
Japan	1.46



	(%)
International Equities	95.48
Exchange Traded Funds (ETF)	2.50
Money Market	2.02

**Largest Holdings**

Holdings	(%)
MAG SILVER CORP	8.48
KIRKLAND LAKE GOLD LTD	8.25
FRESNILLO PLC	6.61
POLYMETAL INTL PLC	6.44
ANTOFAGASTA	4.43

Holdings	(%)
AGNICO EAGLE MINES	4.20
BARRICK GOLD CORP	4.15
EXRO TECHNOLOGIES INC	4.04
ROCHE HLDG AG	3.64
BHP GROUP PLC	3.13

\* Data supplied by fund managers regarding fixed interests funds may not specify yield type. As the provision of redemption yield is an FCA regulatory requirement Novia assumes these are used.

**Important Information**

Performance details and yields are as at 30/09/2020. Performance figures are inclusive of net reinvested income. Source: FE. This document is designed only for professional investors and experienced advisers. The value of investments and the income gained may fluctuate. Investors may not get back the full amount invested. Past performance is not a guide to the future.