

BNY Mellon MA Inc Inst W Inc
Fund Information
Sector

IA Flexible Investment

Manager's Name

Paul Flood

Date Manager Appointed

Feb 2015

Launch Date

Feb 2015

Fund Size (£m)

£120.29

Yield* (See page2)

4.36 %

XD Dates

Oct 01, Sep 01, Aug 03, Jul 01

Last Distribution

01/10/20 (XD Date)

29/10/20 (Pay Date)

0.32(Distribution)

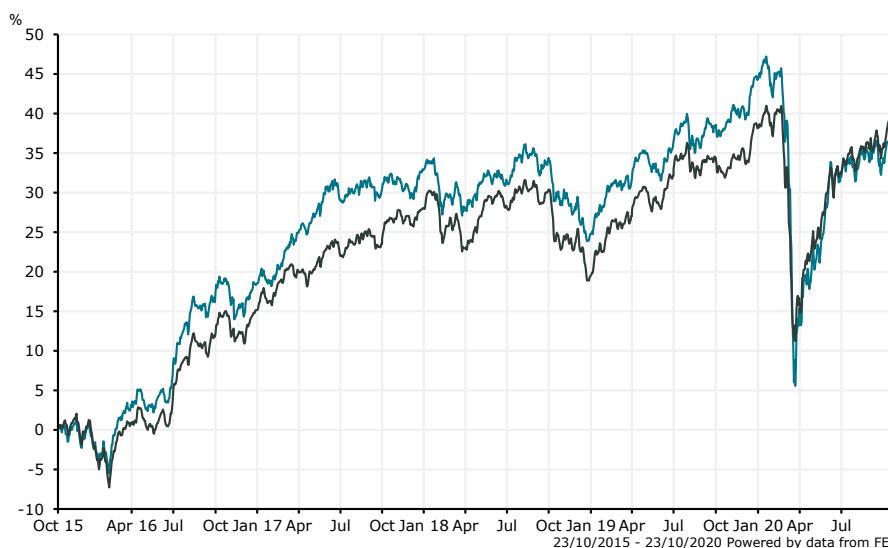
OCF

0.73 %

Fund Aim

The Fund aims to achieve income together with the potential for capital growth over the long term (5 years or more).

Sector: IA Flexible Investment

Performance

■ BNY Mellon MA Inc Inst W Inc

■ IA Flexible Investment

Morningstar Analyst Rating

N/A

FE Crown Rating

Discrete Performance - 12 months to 31/12/19

	2019	2018	2017	2016	2015
Fund	15.61	-6.11	12.11	18.13	-
Stock Sector Average	15.66	-6.72	11.21	13.82	1.99

Cumulative Performance to 30/09/20

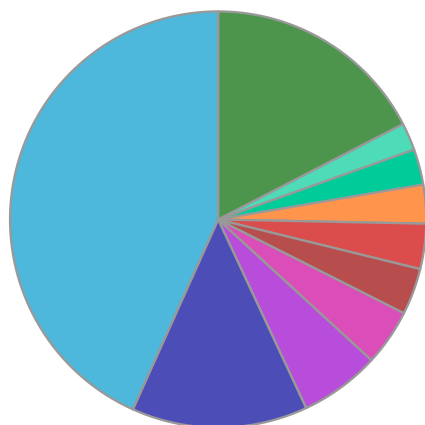
	1 Yr	2 Yrs	3 Yrs	4 Yrs	5 Yrs
Fund	-3.39	-0.21	2.82	15.15	39.31
Stock Sector Average	0.88	4.15	9.75	21.30	41.26

Performance Analysis - Annualised 3 years

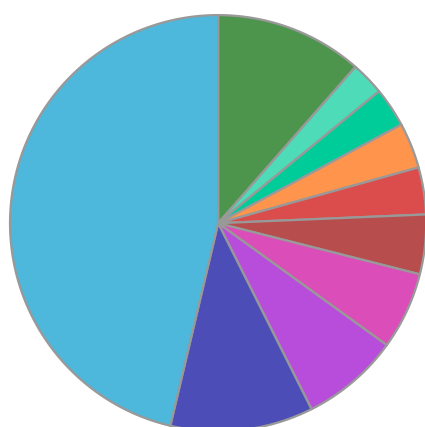
	Growth Rate %	Volatility	Alpha	Beta	Sharpe
Fund	0.93	12.25	-2.19	1.05	0.00
Stock Sector Average	3.15	11.00	0.00	1.00	0.00

BNY Mellon MA Inc Inst W Inc

Fund Composition



	(%)
UK	43.28
USA	13.67
Germany	6.23
China	4.38
Mexico	3.61
Hong Kong	3.51
Australia	3.01
Ireland	2.76
Korea	2.13
Others	17.42



	(%)
International Equities	46.31
Others	11.10
Global Fixed Interest	7.63
Others	6.01
Global Emerging Market Fixed Interest	4.62
Global Index Linked	3.65
Others	3.54
Commodity & Energy	3.07
Others	2.60
Others	11.47

Largest Holdings

Holdings	(%)
HIPGNOSIS SONGS FUND LIMITED SHS GBP	3.52
RENEWABLES INFRASTRUCTURE GRP(THE)	3.16
GCP INFRASTRUCTURE INVESTMENTS LTD GBP	2.30
GREENCOAT UK WIND PLC	2.28
AIA GROUP LTD	2.02

Holdings	(%)
MEXICO(UNITED MEXICAN STATES) 8.5%% BDS 31/05/29 MXN1000	1.98
GREENCOAT RENEWABLES PLC	1.98
GOVERNMENT OF THE UNITED STATES OF AMERICA 0.75% 15-JUL-2028	1.97
BBGI SICAV SA	1.86
INTERNATIONAL PUBLIC PARTNERSHIP	1.85

* Data supplied by fund managers regarding fixed interests funds may not specify yield type. As the provision of redemption yield is an FCA regulatory requirement Novia assumes these are used.

Important Information

Performance details and yields are as at 30/09/2020. Performance figures are inclusive of net reinvested income. Source: FE. This document is designed only for professional investors and experienced advisers. The value of investments and the income gained may fluctuate. Investors may not get back the full amount invested. Past performance is not a guide to the future.