

Guinness Gbl Eq Inc Y Acc GBP

Fund Information

Sector

Equity - International

Manager's Name

Matthew Page
Ian Mortimer

Date Manager Appointed

Dec 2010

Launch Date

Mar 2015

Fund Size(£m)

£1331.93

Yield* (See page2)

0.00 %

XD Dates

Jan 02, Jul 01

Last Distribution

02/01/15 (XD Date)

16/01/15 (Pay Date)

0.13(Distribution)

OCF

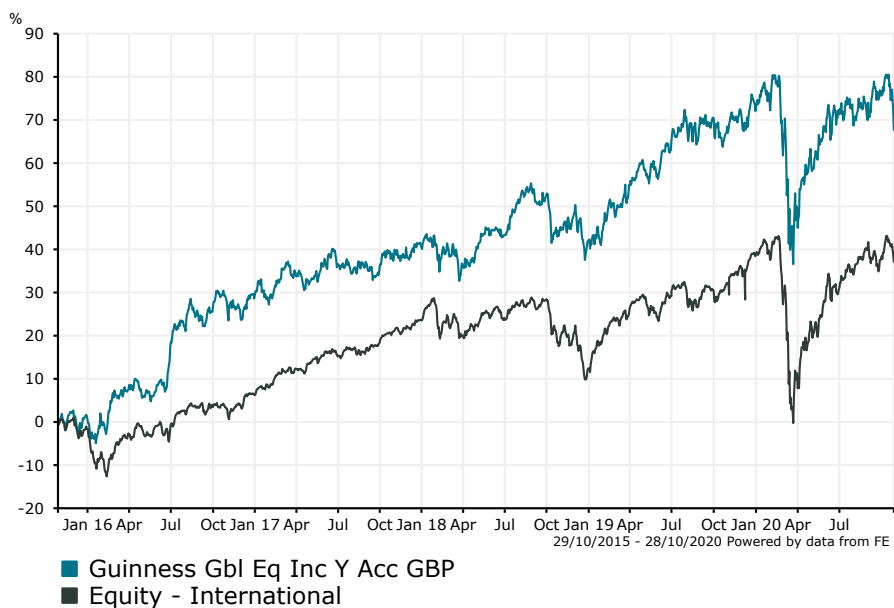
0.84 %

Fund Aim

The investment objective of the Fund is to provide investors with both income and long-term capital appreciation. To do this the fund invests in the shares of a range of companies around the world which are expected to provide a higher than average income.

Sector: Equity - International

Performance


Morningstar Analyst Rating

N/A

FE Crown Rating


Discrete Performance - 12 months to 31/12/19

	2019	2018	2017	2016	2015
Fund	21.17	0.73	9.60	26.89	2.20
Stock Sector Average	23.18	-9.02	16.28	7.94	0.71

Cumulative Performance to 30/09/20

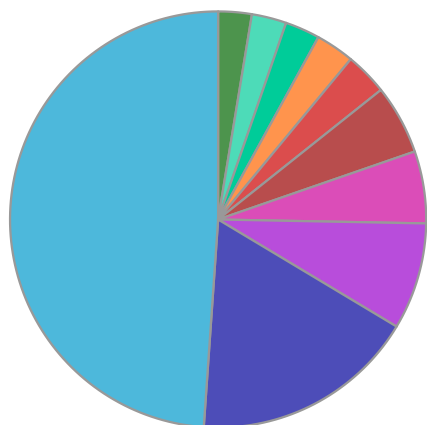
	1 Yr	2 Yrs	3 Yrs	4 Yrs	5 Yrs
Fund	2.95	15.26	30.42	39.78	86.01
Stock Sector Average	5.37	7.38	16.26	33.08	47.64

Performance Analysis - Annualised 3 years

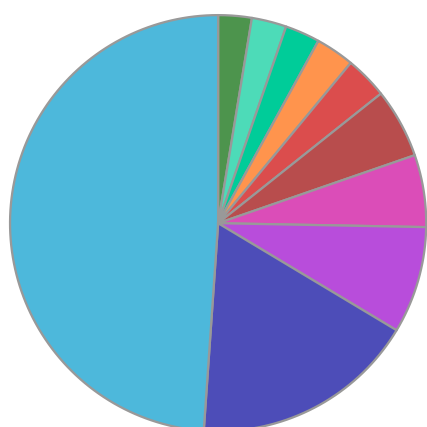
	Growth Rate %	Volatility	Alpha	Beta	Sharpe
Fund	9.26	11.27	5.70	0.65	0.51
Stock Sector Average	5.15	14.67	0.00	1.00	0.11

Guinness Gbl Eq Inc Y Acc GBP

Fund Composition



	(%)
US Equities	48.90
UK Equities	17.50
Swiss Equities	8.30
French Equities	5.60
German Equities	5.40
Taiwanese Equities	3.30
Australian Equities	3.00
Money Market	2.70
Chinese Equities	2.70
Danish Equities	2.60



	(%)
USA	48.90
UK	17.50
Switzerland	8.30
France	5.60
Germany	5.40
Taiwan	3.30
Australia	3.00
Money Market	2.70
China	2.70
Denmark	2.60

Largest Holdings

Holdings	(%)
TAIWAN SEMICONDUCTOR CO	3.30
UNILEVER	3.20
EATON CORP PLC	3.10
DIAGEO	3.00
BRITISH AMERICAN TOBACCO	3.00

Holdings	(%)
BROADCOM CORP	3.00
SCHNEIDER ELECTRIC SE	3.00
SONIC HEALTHCARE LTD	3.00
PROCTER & GAMBLE CO	2.90
ABB LTD	2.90

* Data supplied by fund managers regarding fixed interests funds may not specify yield type. As the provision of redemption yield is an FCA regulatory requirement Novia assumes these are used.

Important Information

Performance details and yields are as at 30/09/2020. Performance figures are inclusive of net reinvested income. Source: FE. This document is designed only for professional investors and experienced advisers. The value of investments and the income gained may fluctuate. Investors may not get back the full amount invested. Past performance is not a guide to the future.