

Liontrust UK Mid Cap C Inc GBP

Fund Information

Sector

IA UK All Companies

Manager's Name

Mark Martin

Date Manager Appointed

Dec 2008

Launch Date

Apr 2015

Fund Size(£m)

£84.92

Yield* (See page2)

2.49 %

XD Dates

Jul 01, Jan 02

Last Distribution

01/07/20 (XD Date)

31/08/20 (Pay Date)

0.27(Distribution)

OCF

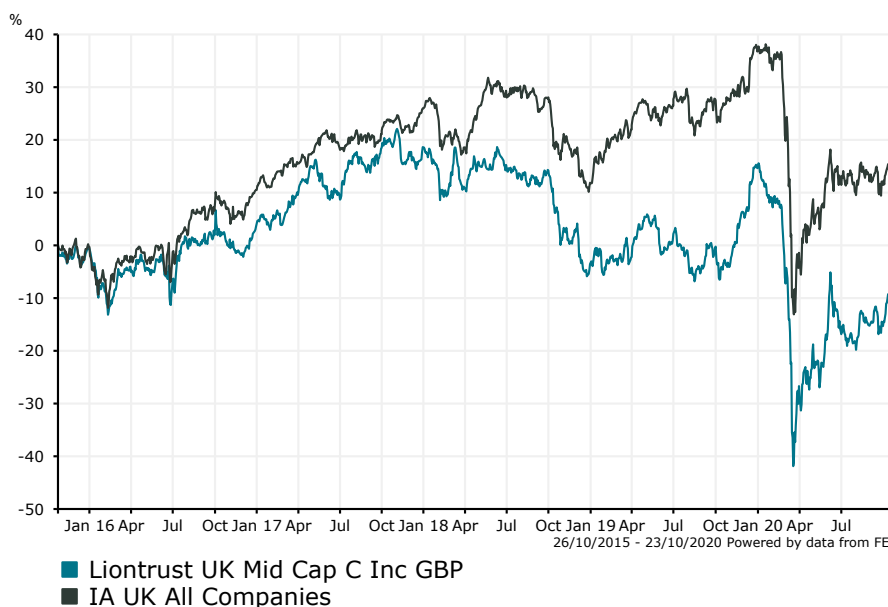
0.90 %

Fund Aim

The investment objective of Liontrust UK Mid Cap Fund is to generate long-term (5 years or more) capital growth.

Sector: IA UK All Companies

Performance


Morningstar Analyst Rating

N/A

FE Crown Rating

Discrete Performance - 12 months to 31/12/19

	2019	2018	2017	2016	2015
Fund	18.85	-18.70	14.50	3.91	13.85
Stock Sector Average	22.24	-11.19	13.99	10.82	4.86

Cumulative Performance to 30/09/20

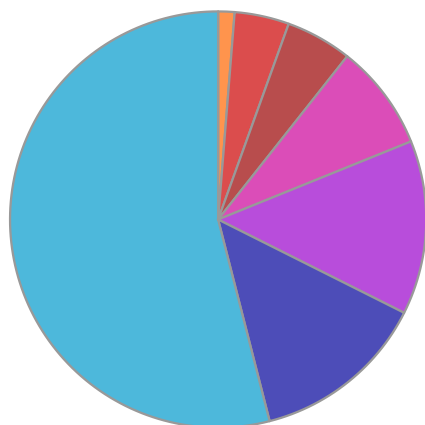
	1 Yr	2 Yrs	3 Yrs	4 Yrs	5 Yrs
Fund	-14.85	-25.92	-28.44	-16.92	-14.25
Stock Sector Average	-12.76	-12.78	-7.95	4.61	16.90

Performance Analysis - Annualised 3 years

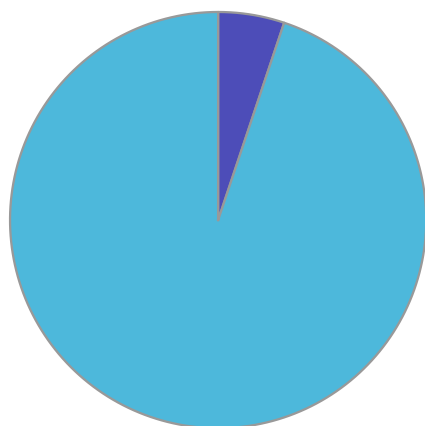
	Growth Rate %	Volatility	Alpha	Beta	Sharpe
Fund	-10.55	21.46	-7.00	1.15	-0.03
Stock Sector Average	-2.72	16.89	0.00	1.00	-0.01

Liontrust **UK Mid Cap C Inc GBP**

Fund Composition



	(%)
Industrials	53.98
Financials	13.62
Consumer Goods	13.52
Basic Materials	8.23
Money Market	5.14
Consumer Services	4.24
Telecommunications	1.27



	(%)
UK Equities	94.86
Money Market	5.14

Largest Holdings

Holdings	(%)
DEVRO PLC	6.72
RATHBONE BROS	6.05
RHI MAGNESITA N.V.	5.83
TT ELECTRONICS	5.41
TYMAN PLC	5.28

Holdings	(%)
MORGAN ADVANCED MATERIALS PLC	5.21
BARR(A.G.)	5.04
SYNTHOMER PLC	4.63
PAYPOINT	4.61
RICARDO	4.54

* Data supplied by fund managers regarding fixed interests funds may not specify yield type. As the provision of redemption yield is an FCA regulatory requirement Novia assumes these are used.

Important Information

Performance details and yields are as at 30/09/2020. Performance figures are inclusive of net reinvested income. Source: FE. This document is designed only for professional investors and experienced advisers. The value of investments and the income gained may fluctuate. Investors may not get back the full amount invested. Past performance is not a guide to the future.