

## Artemis Gbl Emg Mkts I Inc GBP

### Fund Information

**Sector**

IA Global Emerging Markets

**Manager's Name**

 Peter Saacke  
 Raheel Altaf

**Date Manager Appointed**

Apr 2015

**Launch Date**

Apr 2015

**Fund Size (£m)**

£324.23

**Yield\*** (See page2)

4.56 %

**XD Dates**

Mar 02

**Last Distribution**

02/03/20 (XD Date)

30/04/20 (Pay Date)

5.17(Distribution)

**OCF**

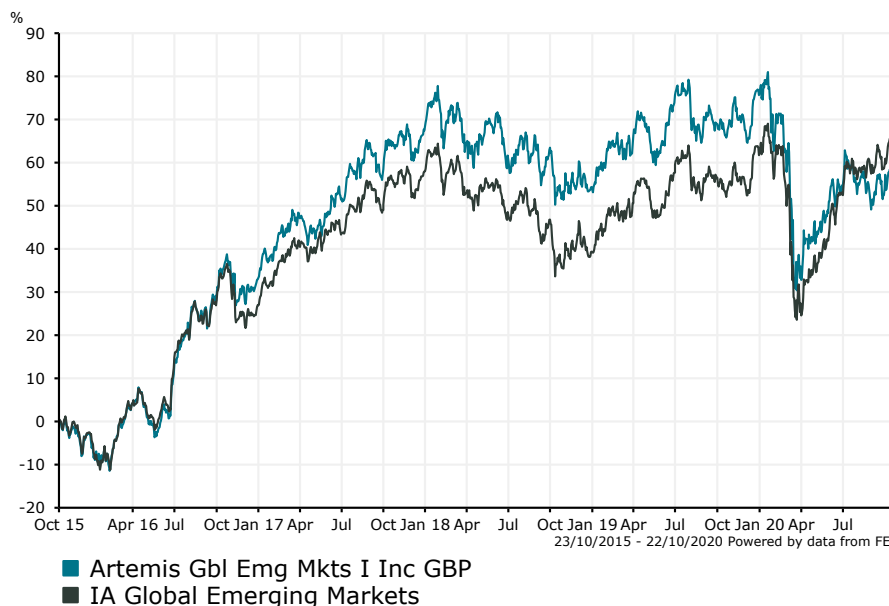
0.94 %

### Fund Aim

To grow capital over a five year period.

**Sector:** IA Global Emerging Markets

### Performance



#### Discrete Performance - 12 months to 31/12/19

	2019	2018	2017	2016	2015
Fund	13.80	-7.82	25.96	37.62	-
Stock Sector Average	16.04	-11.78	24.43	30.84	-10.19

#### Cumulative Performance to 30/09/20

	1 Yr	2 Yrs	3 Yrs	4 Yrs	5 Yrs
Fund	-8.92	-5.54	-2.14	20.37	63.78
Stock Sector Average	1.97	8.64	7.00	25.63	71.46

#### Performance Analysis - Annualised 3 years

	Growth Rate %	Volatility	Alpha	Beta	Sharpe
Fund	-0.72	14.43	-2.71	0.90	-0.01
Stock Sector Average	2.28	15.28	0.00	1.00	0.00

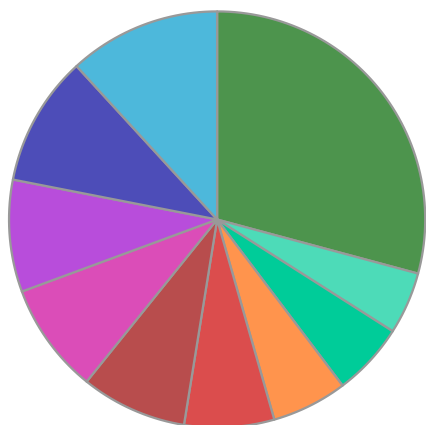
**Morningstar Analyst Rating**

N/A

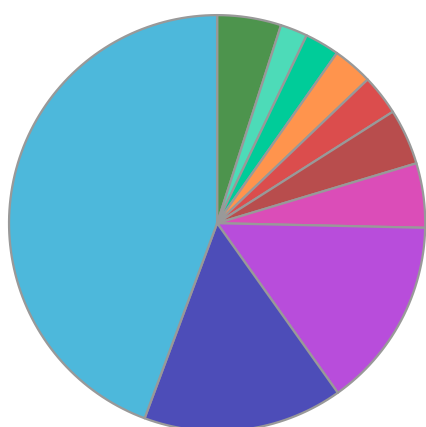
**FE Crown Rating**


**Artemis Gbl Emg Mkts I Inc GBP**

**Fund Composition**



	(%)
Materials	11.81
Telecommunications Utilities	10.12
Capital Goods	8.70
Hardware	8.59
Banks	8.24
Real Estate	6.98
Semi Conductors	5.87
Utilities	5.68
Energy	4.84
Others	29.19



	(%)
Chinese Equities	44.33
Taiwanese Equities	15.51
South Korean Equities	14.80
Russian Equities	5.00
Indian Equities	4.35
Turkish Equities	3.13
South African Equities	3.11
Money Market	2.68
Brazilian Equities	2.11
Others	4.97

**Largest Holdings**

Holdings	(%)
SAMSUNG ELECTRONICS CO	4.61
COUNTRY GARDEN HLDGS CO	3.34
HCL TECHNOLOGIES	3.19
UNITED MICROELECTRONICS CORP	3.09
ENN ENERGY HLDGS LTD	3.07

Holdings	(%)
INDUSTRIAL & COM BK CHINA	2.79
SANY HEAVY INDUSTRY CO	2.67
CHINA MOBILE LTD	2.58
HANSOL CHEMICAL CO	2.45
ALIBABA GROUP HLDG LTD	2.34

\* Data supplied by fund managers regarding fixed interests funds may not specify yield type. As the provision of redemption yield is an FCA regulatory requirement Novia assumes these are used.

**Important Information**

Performance details and yields are as at 30/09/2020. Performance figures are inclusive of net reinvested income. Source: FE. This document is designed only for professional investors and experienced advisers. The value of investments and the income gained may fluctuate. Investors may not get back the full amount invested. Past performance is not a guide to the future.