

## iShares MSCI Europe ex-UK GBP Hedged UCITS ETF GBP

### Fund Information

**Sector**

Equity - Europe ex UK

**Manager's Name**

BlackRock Asset Management Ireland Ltd

**Date Manager Appointed**

Mar 2015

**Launch Date**

Mar 2015

**Fund Size(£m)**

£106.32

**Yield\*** (See page2)

0.00 %

**XD Dates**

Aug 03, May 01, Feb 03, Nov 01

**Last Distribution**

03/08/20 (XD Date)

14/08/20 (Pay Date)

0.05(Distribution)

**OCF**

0.40 %

**Morningstar Analyst Rating**

N/A

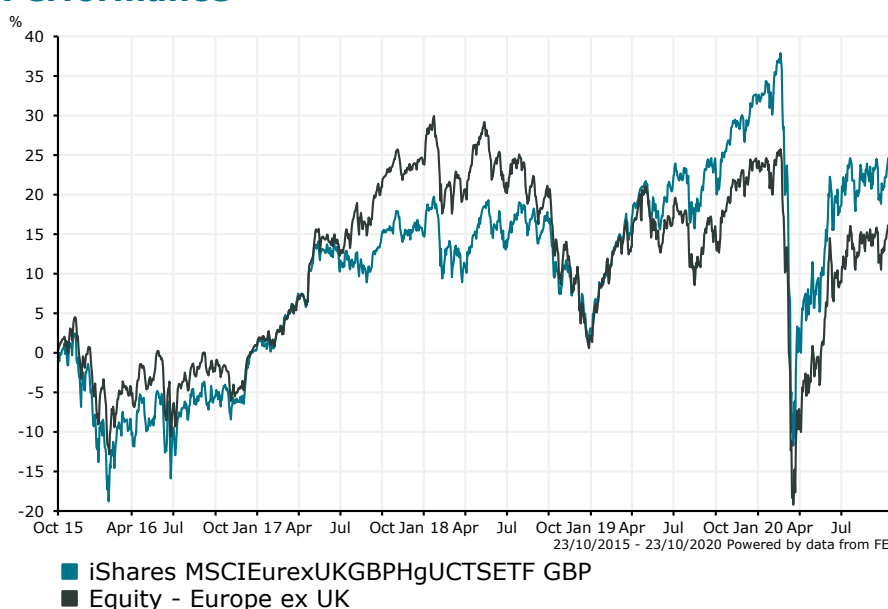
**FE Crown Rating**

### Fund Aim

iShares MSCI Europe ex-UK GBP Hedged UCITS ETF is an exchange traded fund (ETF) that aims to track the performance of the MSCI Europe ex UK 100% Hedged to GBP Net TR Index as closely as possible. The ETF invests in physical index securities and builds in currency hedging. The MSCI Europe ex UK 100% Hedged to GBP Net TR Index targets free-float market capitalisation coverage of 85% of leading equity stocks from developed European countries excluding UK which comply with MSCI's size, liquidity, and free float criteria. The index also incorporates a monthly hedge, using a one month forward FX contract, to reduce currency exposure. iShares ETFs are funds managed by BlackRock. They are transparent, cost-efficient, liquid vehicles that trade on stock exchanges like normal securities. iShares ETFs offer flexible and easy access to a wide range of markets and asset classes.

**Sector:** Equity - Europe ex UK

### Performance



#### Discrete Performance - 12 months to 31/12/19

	2019	2018	2017	2016	2015
Fund	27.52	-10.22	14.42	2.85	-
Stock Sector Average	20.68	-17.50	22.69	0.37	3.11

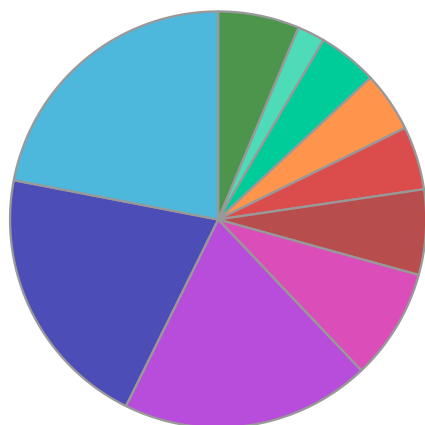
#### Cumulative Performance to 30/09/20

	1 Yr	2 Yrs	3 Yrs	4 Yrs	5 Yrs
Fund	-3.22	3.38	5.14	27.59	30.40
Stock Sector Average	-2.89	-5.94	-6.91	15.36	19.07

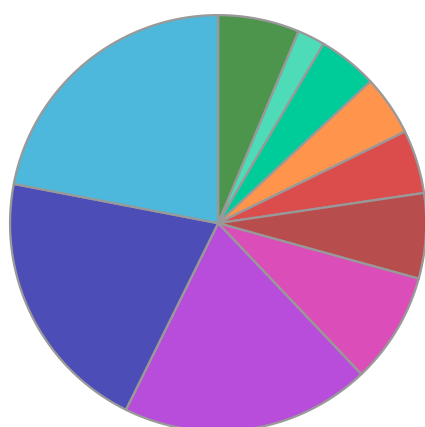
#### Performance Analysis - Annualised 3 years

	Growth Rate %	Volatility	Alpha	Beta	Sharpe
Fund	1.69	14.75	3.65	0.85	0.00
Stock Sector Average	-2.36	16.81	0.00	1.00	-0.01

## Fund Composition



	(%)
French Equities	21.98
Swiss Equities	20.72
German Equities	19.39
Dutch Equities	8.63
Swedish Equities	6.62
Danish Equities	4.93
Spanish Equities	4.67
Italian Equities	4.62
Finnish Equities	2.14
Others	6.32



	(%)
France	21.98
Switzerland	20.72
Germany	19.39
Netherlands	8.63
Sweden	6.62
Denmark	4.93
Spain	4.67
Italy	4.62
Finland	2.14
Others	6.32

## Largest Holdings

Holdings	(%)
NESTLE SA	5.14
ROCHE HLDG AG	3.53
NOVARTIS AG	2.76
SAP SE	2.47
ASML HOLDING NV	2.29

Holdings	(%)
LVMH MOET HENNESSY VUITTON SE	1.87
SANOFI	1.65
NOVO NORDISK A/S	1.64
SIEMENS AG	1.52
TOTAL SE	1.40

\* Data supplied by fund managers regarding fixed interests funds may not specify yield type. As the provision of redemption yield is an FCA regulatory requirement Novia assumes these are used.

## Important Information

Performance details and yields are as at 30/09/2020. Performance figures are inclusive of net reinvested income. Source: FE. This document is designed only for professional investors and experienced advisers. The value of investments and the income gained may fluctuate. Investors may not get back the full amount invested. Past performance is not a guide to the future.