

**Wells Fargo WW Emg Mkts Eq I GBP**
**Fund Information**
**Sector**

Equity - Emerging Markets

**Manager's Name**

 Jerry Zhang  
 Derrick Irwin  
 Richard Peck

**Date Manager Appointed**

Dec 2010

**Launch Date**

Dec 2010

**Fund Size(£m)**

£449.58

**Yield\*** (See page2)

0.00 %

**XD Dates**

N/A

**Last Distribution**

 N/A (XD Date)  
 N/A (Pay Date)  
 N/A(Distribution)

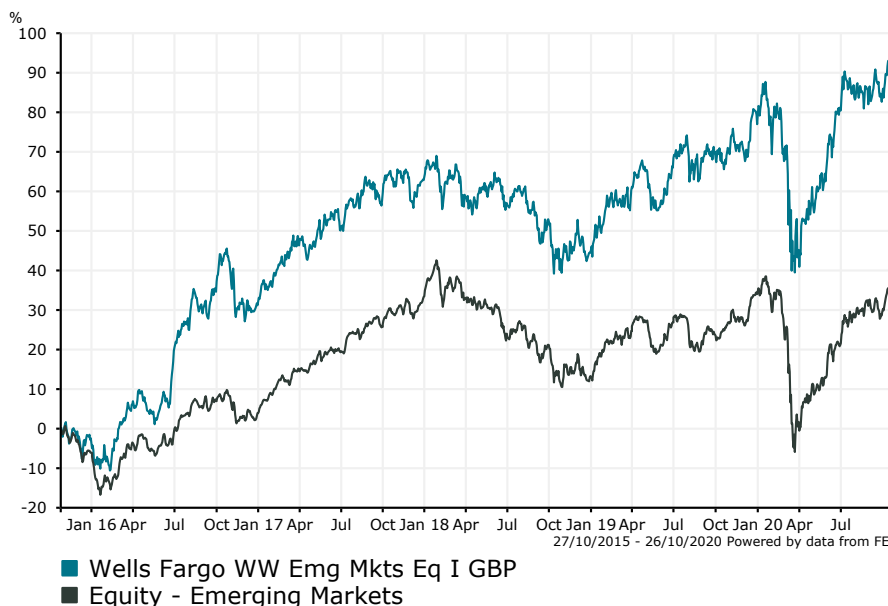
**OCF**

1.33 %

**Fund Aim**

The Emerging Markets Equity Fund seeks long-term capital appreciation.

**Sector:** Equity - Emerging Markets

**Performance**

**Discrete Performance - 12 months to 31/12/19**

	2019	2018	2017	2016	2015
Fund	22.52	-11.29	24.12	34.45	-7.94
Stock Sector Average	18.29	-15.11	28.42	10.70	-14.35

**Cumulative Performance to 30/09/20**

	1 Yr	2 Yrs	3 Yrs	4 Yrs	5 Yrs
Fund	8.56	20.64	16.91	37.08	100.12
Stock Sector Average	4.76	6.97	3.13	21.23	39.59

**Performance Analysis - Annualised 3 years**

	Growth Rate %	Volatility	Alpha	Beta	Sharpe
Fund	5.35	15.28	4.43	0.81	0.12
Stock Sector Average	1.03	17.23	0.00	1.00	0.00

**Morningstar Analyst Rating**

N/A

**FE Crown Rating**


**Morningstar Analyst Rating**

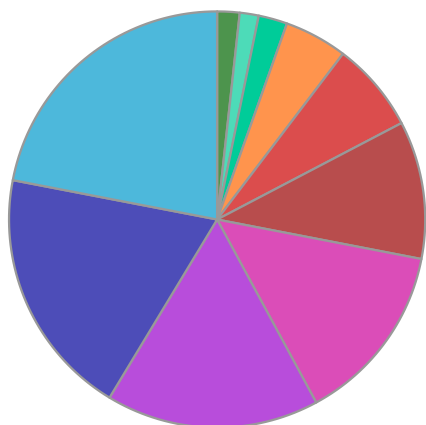
N/A

**FE Crown Rating**

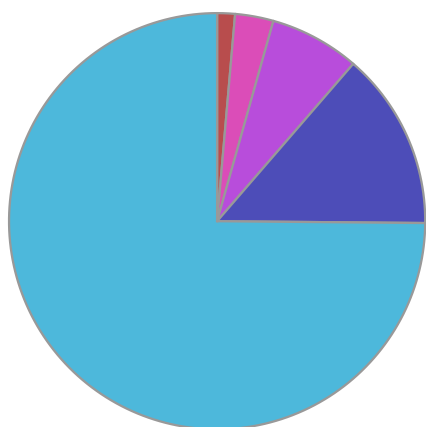
👑👑👑👑👑

Wells Fargo WW **Emg Mkts Eq I GBP**

**Fund Composition**



	(%)
Consumer Discretionary	21.97
Communications	19.38
Information Technology	16.55
Consumer Staples	14.06
Financials	10.71
Cash & Cash Equivalents	6.99
Energy	4.89
Industrials	2.24
Health Care	1.47
Others	1.74



	(%)
Asia Pacific ex Japan Equities	74.86
American Emerging Equities	13.79
Money Market	6.99
European Equities	2.98
Middle East & African Equities	1.38

**Largest Holdings**

Holdings	(%)
TAIWAN SEMICONDUCTOR MANUFACTURING	6.21
TENCENT HLDGS LIMITED	5.19
SAMSUNG ELECTRONICS CO	5.14
ALIBABA GROUP HLDG LTD	3.85
RELIANCE INDUSTRIES	3.13

Holdings	(%)
MEITUAN DIANPING	2.96
LI NING CO LTD	2.79
BILIBILI INC	2.50
NAVER CORP	2.39
CHINA MOBILE LTD	2.30

\* Data supplied by fund managers regarding fixed interests funds may not specify yield type. As the provision of redemption yield is an FCA regulatory requirement Novia assumes these are used.

**Important Information**

Performance details and yields are as at 30/09/2020. Performance figures are inclusive of net reinvested income. Source: FE. This document is designed only for professional investors and experienced advisers. The value of investments and the income gained may fluctuate. Investors may not get back the full amount invested. Past performance is not a guide to the future.