

Liontrust Jap Eq C Acc GBP

Fund Information

Sector

IA Japan

Manager's Name

Chris Taylor

Date Manager Appointed

Jun 2015

Launch Date

Jun 2015

Fund Size (£m)

£28107.74

Yield* (See page2)

1.42 %

XD Dates

Jan 02, Jul 03

Last Distribution

02/01/20 (XD Date)

28/02/20 (Pay Date)

2.07(Distribution)

OCF

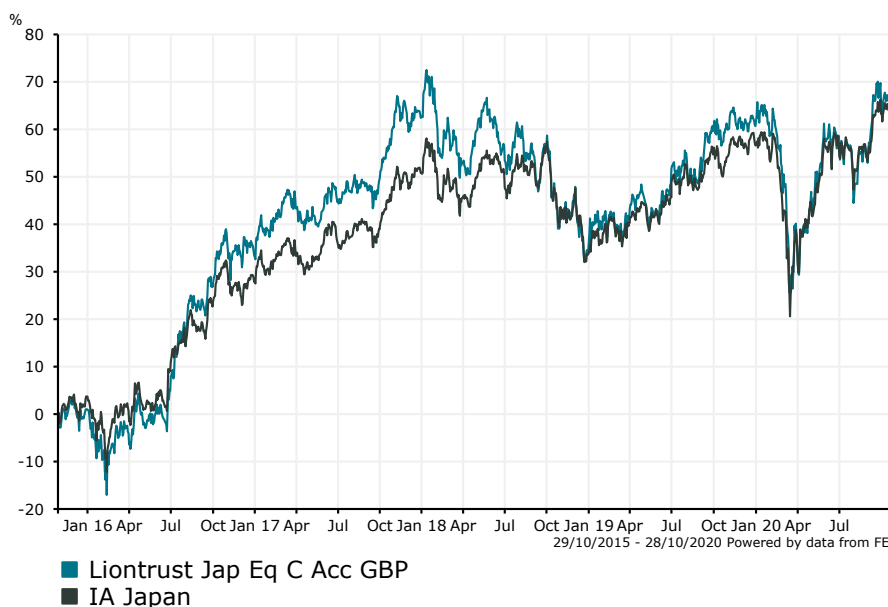
0.90 %

Fund Aim

The investment objective of the Liontrust Japan Equity Fund is to generate long term (5 years or more) capital growth.

Sector: IA Japan

Performance



Morningstar Analyst Rating

N/A

FE Crown Rating

👑👑👑👑👑

Discrete Performance - 12 months to 31/12/19

	2019	2018	2017	2016	2015
Fund	19.83	-17.43	21.64	32.15	-
Stock Sector Average	17.22	-11.41	17.93	23.34	15.66

Cumulative Performance to 30/09/20

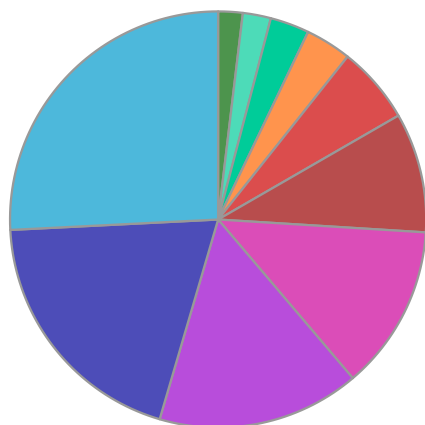
	1 Yr	2 Yrs	3 Yrs	4 Yrs	5 Yrs
Fund	3.77	5.66	11.06	30.72	80.25
Stock Sector Average	5.55	4.37	17.47	33.15	77.05

Performance Analysis - Annualised 3 years

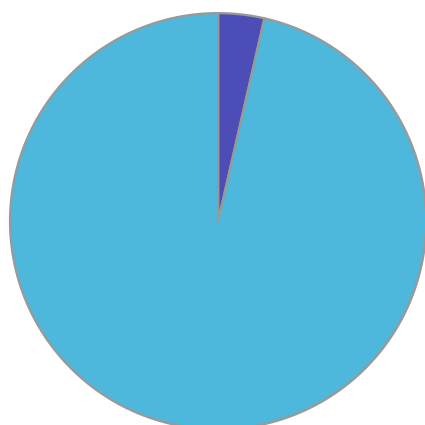
	Growth Rate %	Volatility	Alpha	Beta	Sharpe
Fund	3.56	17.05	-2.48	1.17	0.00
Stock Sector Average	5.51	13.95	0.00	1.00	0.14

Liontrust **Jap Eq C Acc GBP**

Fund Composition



	(%)
Industrials	25.80
Materials	19.67
Information Technology	15.74
Consumer Discretionary	12.81
Financials	9.31
Communications	5.99
Money Market	3.57
Real Estate	3.04
Consumer Staples	2.18
Energy	1.90



	(%)
Japanese Equities	96.43
Money Market	3.57

Largest Holdings

Holdings	(%)
NINTENDO CO	5.99
BANDAI NAMCO HLDGS INC	5.68
KEYENCE CORP	5.27
NIPPON PAINT HLDGS CO LTD	5.13
SUMCO CORP	4.31

Holdings	(%)
FUJITSU	3.57
DAIKIN INDUSTRIES	3.38
SHIN-ETSU CHEMICAL CO	3.30
HASEKO CORP	3.16
KANSAI PAINT CO	3.04

* Data supplied by fund managers regarding fixed interests funds may not specify yield type. As the provision of redemption yield is an FCA regulatory requirement Novia assumes these are used.

Important Information

Performance details and yields are as at 30/09/2020. Performance figures are inclusive of net reinvested income. Source: FE. This document is designed only for professional investors and experienced advisers. The value of investments and the income gained may fluctuate. Investors may not get back the full amount invested. Past performance is not a guide to the future.