

## Liontrust Jap Eq C Hgd Acc GBP

### Fund Information

**Sector**

IA Japan

**Manager's Name**

Chris Taylor

**Date Manager Appointed**

Jun 2015

**Launch Date**

Jun 2015

**Fund Size (£m)**

£28107.74

**Yield\*** (See page 2)

1.42 %

**XD Dates**

Jan 02, Jul 03

**Last Distribution**

02/01/20 (XD Date)

28/02/20 (Pay Date)

1.40(Distribution)

**OCF**

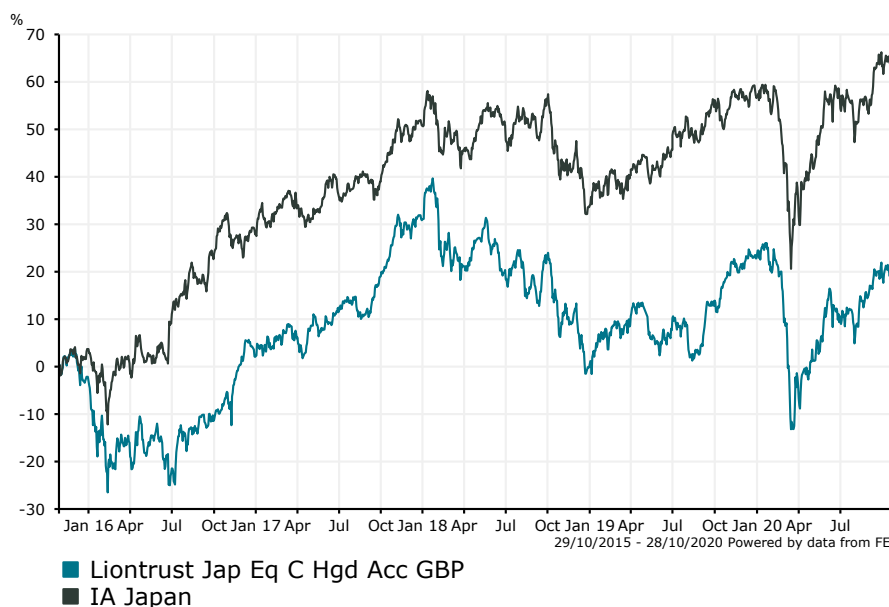
0.90 %

### Fund Aim

The investment objective of the Liontrust Japan Equity Fund is to generate long term (5 years or more) capital growth.

**Sector:** IA Japan

### Performance



**Morningstar Analyst Rating**  
N/A

**FE Crown Rating**  
👑👑👑👑👑

#### Discrete Performance - 12 months to 31/12/19

	2019	2018	2017	2016	2015
Fund	23.01	-23.70	28.20	4.30	-
Stock Sector Average	17.22	-11.41	17.93	23.34	15.66

#### Cumulative Performance to 30/09/20

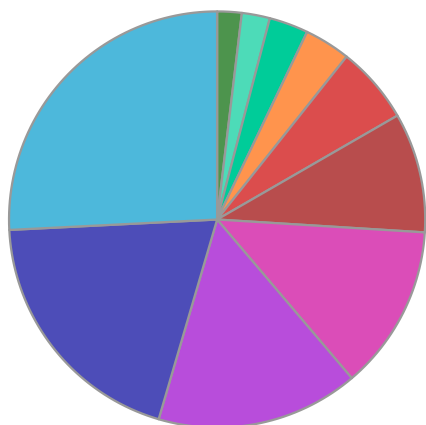
	1 Yr	2 Yrs	3 Yrs	4 Yrs	5 Yrs
Fund	5.34	-3.44	-0.09	34.20	30.63
Stock Sector Average	5.55	4.37	17.47	33.15	77.05

#### Performance Analysis - Annualised 3 years

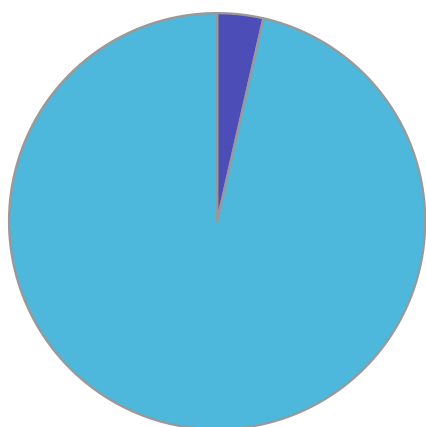
	Growth Rate %	Volatility	Alpha	Beta	Sharpe
Fund	-0.03	19.94	-5.68	1.23	-0.01
Stock Sector Average	5.51	13.95	0.00	1.00	0.14

**Liontrust Jap Eq C Hgd Acc GBP**

**Fund Composition**



	(%)
Industrials	25.80
Materials	19.67
Information Technology	15.74
Consumer Discretionary	12.81
Financials	9.31
Communications	5.99
Money Market	3.57
Real Estate	3.04
Consumer Staples	2.18
Energy	1.90



	(%)
Japanese Equities	96.43
Money Market	3.57

**Largest Holdings**

Holdings	(%)
NINTENDO CO	5.99
BANDAI NAMCO HLDGS INC	5.68
KEYENCE CORP	5.27
NIPPON PAINT HLDGS CO LTD	5.13
SUMCO CORP	4.31

Holdings	(%)
FUJITSU	3.57
DAIKIN INDUSTRIES	3.38
SHIN-ETSU CHEMICAL CO	3.30
HASEKO CORP	3.16
KANSAI PAINT CO	3.04

\* Data supplied by fund managers regarding fixed interests funds may not specify yield type. As the provision of redemption yield is an FCA regulatory requirement Novia assumes these are used.

**Important Information**

Performance details and yields are as at 30/09/2020. Performance figures are inclusive of net reinvested income. Source: FE. This document is designed only for professional investors and experienced advisers. The value of investments and the income gained may fluctuate. Investors may not get back the full amount invested. Past performance is not a guide to the future.