

## M&G Emerging Mkts Bd IH Acc GBP

### Fund Information

**Sector**

IA Global EM Bonds - Blended

**Manager's Name**

Claudia Calich

**Date Manager Appointed**

Dec 2013

**Launch Date**

Jul 2015

**Fund Size(£m)**

£1112.05

**Yield\*** (See page2)

5.06 %

**XD Dates**

Jul 01, Jan 02

**Last Distribution**

01/07/20 (XD Date)

28/08/20 (Pay Date)

3.25(Distribution)

**OCF**

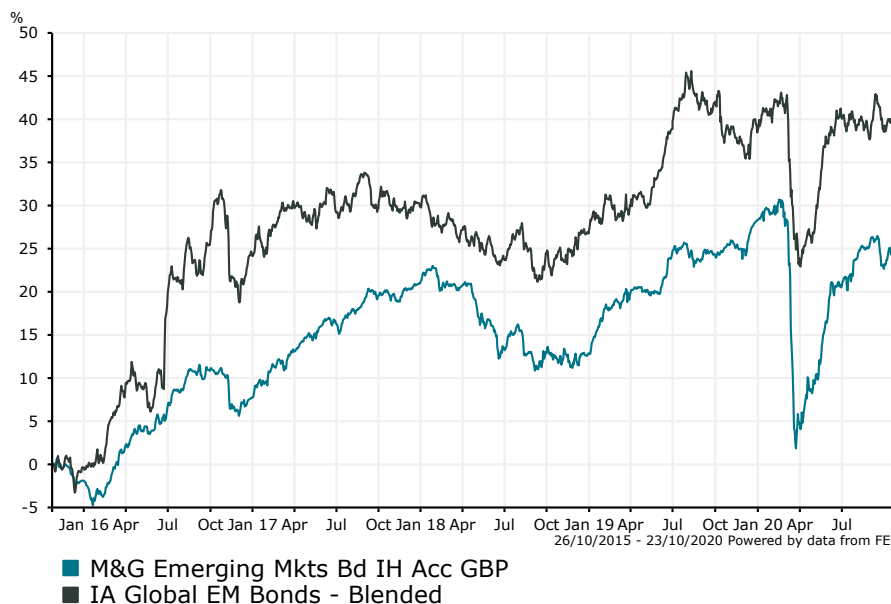
0.78 %

### Fund Aim

Investment objective The Fund aims to provide a higher total return (the combination of capital growth and income), net of the Ongoing Charge Figure, than that of a composite index over any five-year period. The composite index is made up of one third JPM EMBI Global Diversified Index, one third JPM CEMBI Broad Diversified Index and one third JPM GBI-EM Global Diversified Index.

**Sector:** IA Global EM Bonds - Blended

### Performance


**Morningstar Analyst Rating**

N/A

**FE Crown Rating**

**Discrete Performance - 12 months to 31/12/19**

	2019	2018	2017	2016	2015
Fund	13.63	-6.70	12.32	9.79	-
Stock Sector Average	9.24	-2.41	4.54	24.80	-5.04

**Cumulative Performance to 30/09/20**

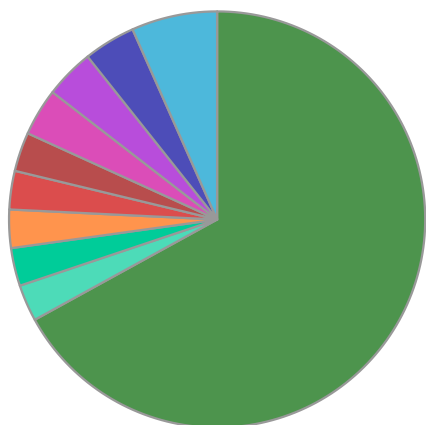
	1 Yr	2 Yrs	3 Yrs	4 Yrs	5 Yrs
Fund	-1.35	8.51	2.65	10.66	26.73
Stock Sector Average	-2.26	11.29	6.83	10.45	42.54

**Performance Analysis - Annualised 3 years**

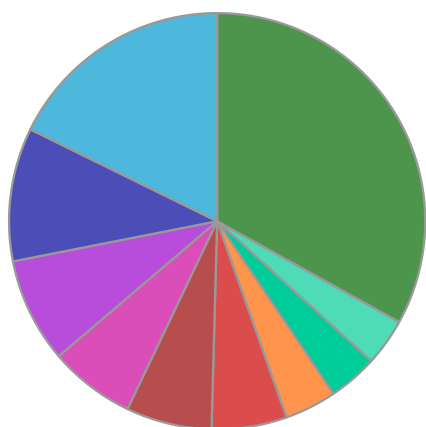
	Growth Rate %	Volatility	Alpha	Beta	Sharpe
Fund	0.88	12.91	-1.09	1.04	0.00
Stock Sector Average	2.23	10.45	0.00	1.00	0.00

**M&G Emerging Mkts Bd IH Acc GBP**

**Fund Composition**



	(%)
Mexico	6.66
Russia	4.03
Brazil	3.83
Singapore	3.68
Ukraine	3.04
China	2.99
United Arab Emirates	2.97
Indonesia	2.95
Asia	2.85
Others	67.00



	(%)
American Emerging Fixed Interest	17.73
African Fixed Interest	10.37
European Emerging Fixed Interest	8.14
GCC Fixed Interest	6.68
Mexican Fixed Interest	6.66
Middle East & African Fixed Interest	5.84
Russian Fixed Interest	4.03
Brazilian Fixed Interest	3.83
Singapore Fixed Interest	3.68
Others	33.06

**Largest Holdings**

Holdings	(%)
MEXICO(UNITED MEXICAN STATES) 8.5% BDS 18/11/38 MXN100	2.38
RUSSIAN FEDERATION MINISTRY FINANCE 8.15% BDS 03/02/27 RUB1000	2.30
BRAZIL(FEDERATIVE REPUBLIC OF) 10% BDS 01/01/29 BRL1000	2.22
SINGAPORE(GOVT OF) 1.25% BDS 01/10/21 SGD1000	1.95
CZECH REPUBLIC 0.45% BDS 25/10/23 CZK10000	1.60

Holdings	(%)
SOUTH AFRICA(REPUBLIC OF) 8.75% BDS 28/02/48 ZAR1000000	1.54
INDONESIA(REPUBLIC OF) 8.25% BDS 15/05/36 IDR1000000	1.52
MALAYSIA 3.882% BDS 10/03/22 MYR1000	1.50
SINGAPORE(GOVT OF) 0% BDS 02/06/21 SGD1000	1.16
PANAMA NOTAS DEL TESORO 3.75% BDS 17/04/26 USD1000	1.13

\* Data supplied by fund managers regarding fixed interests funds may not specify yield type. As the provision of redemption yield is an FCA regulatory requirement Novia assumes these are used.

**Important Information**

Performance details and yields are as at 30/09/2020. Performance figures are inclusive of net reinvested income. Source: FE. This document is designed only for professional investors and experienced advisers. The value of investments and the income gained may fluctuate. Investors may not get back the full amount invested. Past performance is not a guide to the future.