

ASI Stg Inftn-Linked Bd I Inc

Fund Information

Sector
IA UK Gilts

Manager's Name
Tom Walker

Date Manager Appointed
Aug 2018

Launch Date
Jul 2015

Fund Size(£m)
£40.90

Yield* (See page2)
0.70 %

XD Dates
Feb 03, Aug 01

Last Distribution
03/02/20 (XD Date)
30/04/20 (Pay Date)
0.78(Distribution)

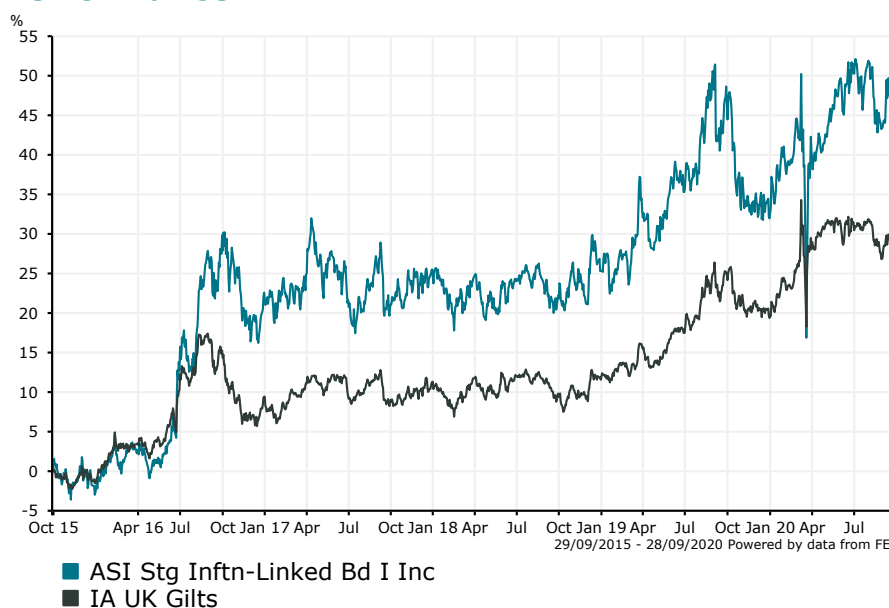
OCF
0.50 %

Fund Aim

To generate income and some growth over the long term (5 years or more) by investing in UK Government inflation-linked bonds. Please note: Our factsheets will be fully updated to reflect the 7 August 2019 changes to the Investment Objective and Policy, including benchmark use, shortly. In the interim, please see the KIID which can be found at <https://www.aberdeenstandard.com/en/uk/investor/fund-centre#literature> for full up to date information.

Sector: IA UK Gilts

Performance



Morningstar Analyst Rating

N/A

FE Crown Rating



Discrete Performance - 12 months to 31/12/19

| | 2019 | 2018 | 2017 | 2016 | 2015 |
|----------------------|------|-------|------|-------|-------|
| Fund | 5.29 | -0.14 | 2.39 | 25.97 | -2.01 |
| Stock Sector Average | 7.00 | 0.25 | 1.72 | 11.06 | -0.26 |

Cumulative Performance to 31/08/20

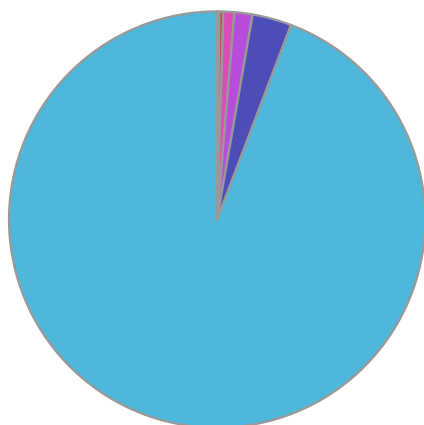
| | 1 Yr | 2 Yrs | 3 Yrs | 4 Yrs | 5 Yrs |
|----------------------|-------|-------|-------|-------|-------|
| Fund | -4.60 | 16.65 | 13.27 | 12.04 | 41.39 |
| Stock Sector Average | 1.45 | 13.85 | 13.33 | 8.05 | 27.87 |

Performance Analysis - Annualised 3 years

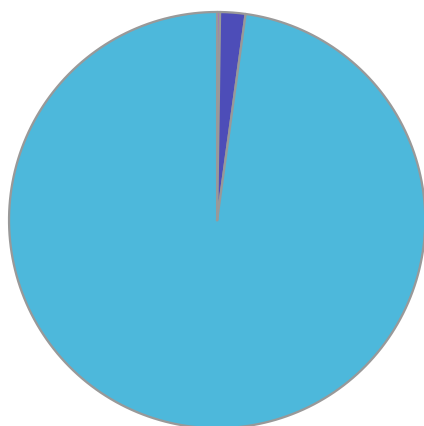
| | Growth Rate % | Volatility | Alpha | Beta | Sharpe |
|----------------------|---------------|------------|-------|------|--------|
| Fund | 4.24 | 12.48 | -2.15 | 1.61 | 0.06 |
| Stock Sector Average | 4.26 | 6.77 | 0.00 | 1.00 | 0.11 |

ASI Stg Inftn-Linked Bd I Inc

Fund Composition



| | (%) |
|-----------------------------------|-------|
| UK Index-Linked Gilts | 94.23 |
| Global Index Linked | 3.05 |
| UK Gilts | 1.40 |
| Cash & Cash Equivalents | 0.85 |
| Futures | 0.31 |
| Foreign Exchange | 0.17 |
| Alternative Investment Strategies | -0.01 |



| | (%) |
|----------|-------|
| UK | 99.78 |
| Germany | 2.00 |
| USA | 0.23 |
| Sweden | 0.00 |
| Eurozone | -2.00 |

Largest Holdings

| Holdings | (%) |
|--|------|
| HM TREASURY UNITED KINGDOM DMO 0.125% GILT 22/03/68 GBP0.01 | 6.90 |
| HM TREASURY UNITED KINGDOM DMO 1.25% IDX-LKD GILT 22/11/55 GBP0.01 | 6.50 |
| HM TREASURY UNITED KINGDOM DMO 0.375% IDX-LKD GILT 22/03/62 GBP | 6.30 |
| HM TREASURY UNITED KINGDOM DMO 1.25% IDX LKD GILT 22/11/32 GBP0.01 | 5.80 |
| HM TREASURY UNITED KINGDOM DMO 0.625% IDX LKD GILT 22/3/40 GBP0.01 | 5.10 |

| Holdings | (%) |
|---|------|
| HM TREASURY UNITED KINGDOM DMO 0.25% IDX LKD GILT 22/3/52 GBP0.01 | 5.10 |
| UK TREASURY 0.5% 22/03/50 INDX LKD 3MO GBP | 5.10 |
| HM TREASURY UNITED KINGDOM DMO 0.125% IDX LKD GILT 22/3/44 GBP0.01 | 4.90 |
| UK TREASURY 1.125% 22/11/37 INDX LKD 3MO GBP | 4.80 |
| HM TREASURY UNITED KINGDOM DMO 0.125% IDX LKD TSY GILT 22/03/58 GBP0.01 | 4.70 |

* Data supplied by fund managers regarding fixed interests funds may not specify yield type. As the provision of redemption yield is an FCA regulatory requirement Novia assumes these are used.

Important Information

Performance details and yields are as at 31/08/2020. Performance figures are inclusive of net reinvested income. Source: FE. This document is designed only for professional investors and experienced advisers. The value of investments and the income gained may fluctuate. Investors may not get back the full amount invested. Past performance is not a guide to the future.