

## ASI Sterling Bond I Acc

### Fund Information

**Sector**

IA Unclassified

**Manager's Name**

Roger Webb

**Date Manager Appointed**

Jul 2015

**Launch Date**

Jul 2015

**Fund Size (£m)**

£166.04

**Yield\*** (See page2)

0.70 %

**XD Dates**

Feb 03, Aug 01

**Last Distribution**

03/02/20 (XD Date)

30/04/20 (Pay Date)

0.64(Distribution)

**OCF**

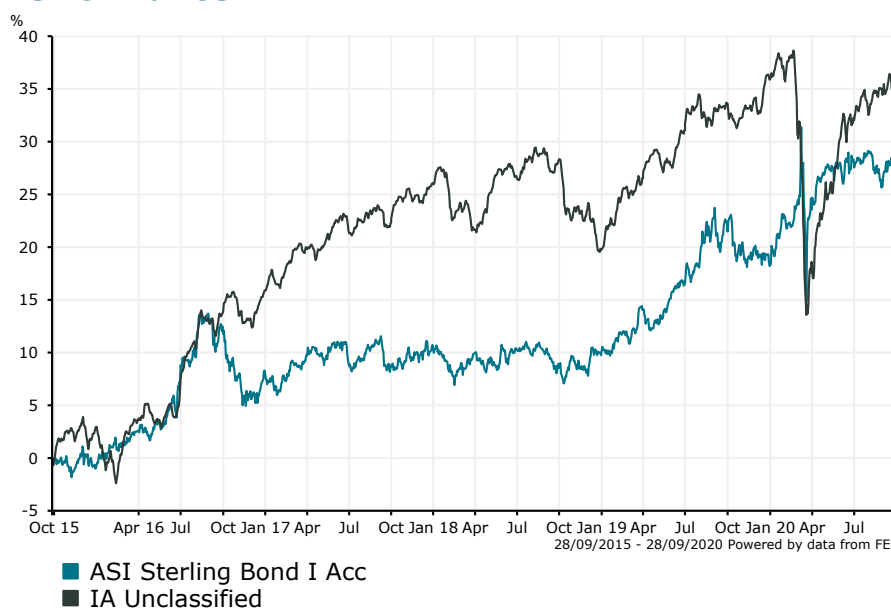
0.61 %

### Fund Aim

To generate income and some growth over the long term (5 years or more) by investing in Sterling-denominated bonds. Please note: Our factsheets will be fully updated to reflect the 7 August 2019 changes to the Investment Objective and Policy, including benchmark use, shortly. In the interim, please see the KIID which can be found at <https://www.aberdeenstandard.com/en/uk/investor/fund-centre#literature> for full up to date information.

**Sector:** IA Unclassified

### Performance


**Morningstar Analyst Rating**

N/A

**FE Crown Rating**

**Discrete Performance - 12 months to 31/12/19**

	2019	2018	2017	2016	2015
Fund	7.70	-0.87	2.24	9.31	-1.15
Stock Sector Average	13.50	-5.04	8.78	12.56	1.72

**Cumulative Performance to 31/08/20**

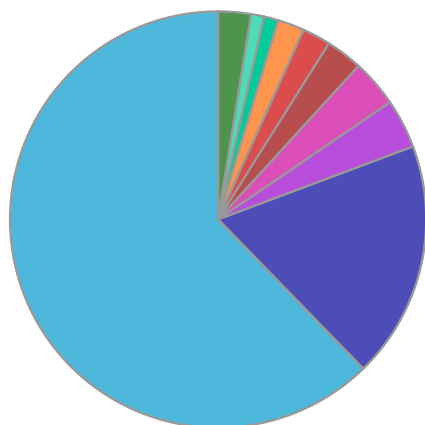
	1 Yr	2 Yrs	3 Yrs	4 Yrs	5 Yrs
Fund	2.33	14.14	13.23	10.51	26.03
Stock Sector Average	1.72	4.79	9.09	19.25	33.72

**Performance Analysis - Annualised 3 years**

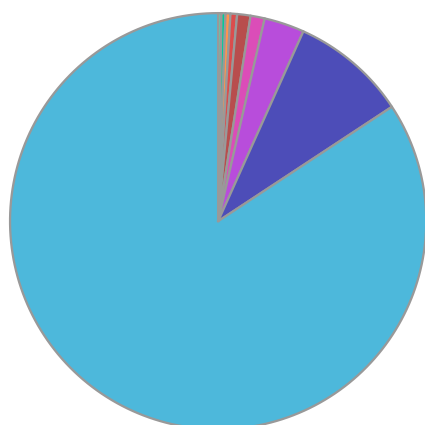
	Growth Rate %	Volatility	Alpha	Beta	Sharpe
Fund	4.23	5.63	4.21	0.05	0.13
Stock Sector Average	2.94	9.12	0.00	1.00	0.00

**ASI Sterling Bond I Acc**

**Fund Composition**



	(%)
UK Gilts	62.28
UK Corporate Fixed Interest	18.42
US Corporate Fixed Interest	3.82
Swedish Government Fixed Interest	3.69
Futures	2.85
German Corporate Fixed Interest	2.20
French Corporate Fixed Interest	2.08
Dutch Corporate Fixed Interest	1.10
Australian Corporate Fixed Interest	1.02
Others	2.54



	(%)
UK	88.81
Germany	9.50
USA	3.29
Netherlands	1.16
Australia	1.09
Switzerland	0.54
Italy	0.40
International	0.33
Denmark	0.27
Others	-5.40

**Largest Holdings**

Holdings	(%)
UK (GOVT OF) 1.25% 22/07/27 GBP	3.90
HM TREASURY UNITED KINGDOM DMO 4.75% GILT 07/12/30 GBP	3.70
SWEDEN(KINGDOM OF) 0.75% BDS 12/11/29 SEK5000	3.50
HM TREASURY UNITED KINGDOM DMO 1.625% TRSY GILT 22/10/54 GBP0.01	3.30
HM TREASURY UNITED KINGDOM DMO 4.5% GILT 7/9/2034 GBP0.01	2.40

Holdings	(%)
HM TREASURY UNITED KINGDOM DMO 4.25% GILT 07/12/55 GBP0.01	2.30
HM TREASURY UNITED KINGDOM DMO 4% GILT 22/01/60 GBP0.01	2.30
UK TREASURY 4.75% 07/12/38 GBP	2.20
HM TREASURY UNITED KINGDOM DMO 4.5% GILT 7/12/42 GBP	2.20
HM TREASURY UNITED KINGDOM DMO 3.5% GILT 22/01/45 GBP	2.20

\* Data supplied by fund managers regarding fixed interests funds may not specify yield type. As the provision of redemption yield is an FCA regulatory requirement Novia assumes these are used.

**Important Information**

Performance details and yields are as at 31/08/2020. Performance figures are inclusive of net reinvested income. Source: FE. This document is designed only for professional investors and experienced advisers. The value of investments and the income gained may fluctuate. Investors may not get back the full amount invested. Past performance is not a guide to the future.