

## ASI Sterling Bond I Inc

### Fund Information

**Sector**

IA Sterling Strategic Bond

**Manager's Name**

Roger Webb

**Date Manager Appointed**

Jul 2015

**Launch Date**

Jul 2015

**Fund Size (£m)**

£150.94

**Yield\*** (See page2)

0.60 %

**XD Dates**

Aug 03, Feb 03

**Last Distribution**

03/08/20 (XD Date)

30/10/20 (Pay Date)

0.57(Distribution)

**OCF**

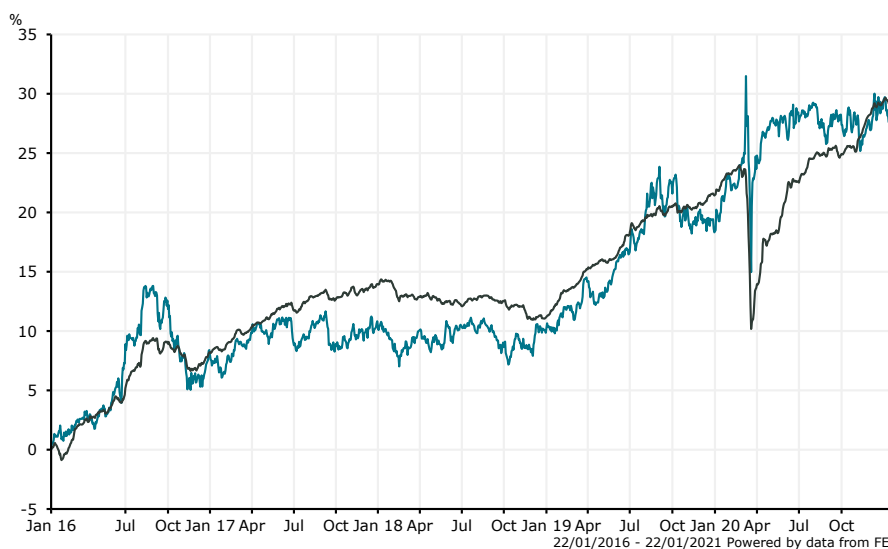
0.61 %

### Fund Aim

To generate income and some growth over the long term (5 years or more) by investing in Sterling-denominated bonds. Performance Target: To achieve the return of the iBoxx Sterling Overall Index plus 1% per annum (before charges). The Performance Target is the level of performance that the management team hopes to achieve for the fund. There is however no certainty or promise that they will achieve the Performance Target. The ACD believes this is an appropriate target for the fund based on the investment policy of the fund and the constituents of the index.

**Sector:** IA Sterling Strategic Bond

### Performance



■ ASI Sterling Bond I Inc  
■ IA Sterling Strategic Bond

**Morningstar Analyst Rating**

N/A

**FE Crown Rating**

**Discrete Performance - 12 months to 31/12/20**

	2020	2019	2018	2017	2016
Fund	9.43	7.71	-0.88	2.24	9.33
Stock Sector Average	6.55	9.26	-2.49	5.31	7.33

**Cumulative Performance to 31/12/20**

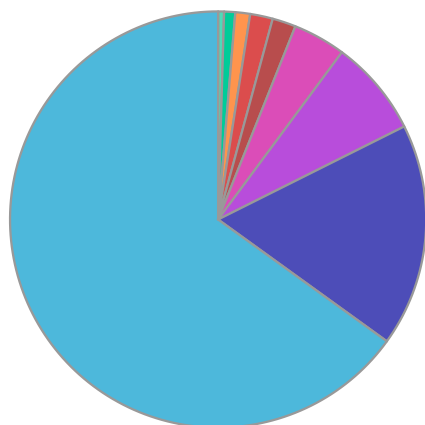
	1 Yr	2 Yrs	3 Yrs	4 Yrs	5 Yrs
Fund	9.43	17.87	16.83	19.45	30.59
Stock Sector Average	6.55	16.42	13.53	19.56	28.32

**Performance Analysis - Annualised 3 years**

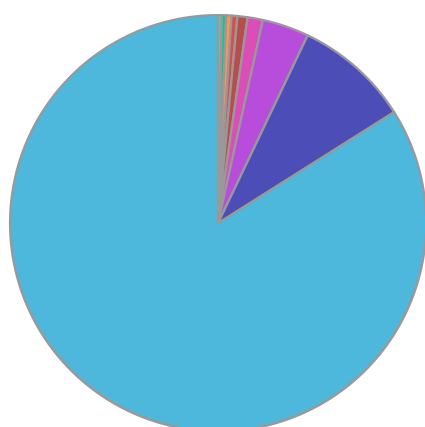
	Growth Rate %	Volatility	Alpha	Beta	Sharpe
Fund	5.32	5.51	3.99	0.32	0.33
Stock Sector Average	4.32	5.86	0.00	1.00	0.14

**ASI Sterling Bond I Inc**

**Fund Composition**



	(%)
UK Gilts	67.99
UK Corporate Fixed Interest	18.11
Cash & Cash Equivalents	7.82
US Corporate Fixed Interest	4.27
German Corporate Fixed Interest	1.91
French Corporate Fixed Interest	1.84
Dutch Corporate Fixed Interest	1.20
Australian Corporate Fixed Interest	0.90
Swiss Corporate Fixed Interest	0.48
Others	-4.52



	(%)
UK	89.00
Germany	9.49
USA	3.85
Netherlands	1.26
Australia	0.83
Switzerland	0.48
Italy	0.43
International	0.36
Denmark	0.30
Others	-6.02

**Largest Holdings**

Holdings	(%)
HM TREASURY UNITED KINGDOM DMO 3.75% GILT 07/09/21 GBP	7.80
HM TREASURY UNITED KINGDOM DMO 1.625% TRSY GILT 22/10/54 GBP0.01	3.90
HM TREASURY UNITED KINGDOM DMO 1.25% GILT 22/10/41 GBP0.01 (WI)	3.60
HM TREASURY UNITED KINGDOM DMO 1.75% GILT 22/07/57 GBP0.01	3.40
UK (GOVT OF) 1.25% 22/07/27 GBP	3.10

Holdings	(%)
HM TREASURY UNITED KINGDOM DMO 1.5% GILT 22/07/47 GBP1	3.00
HM TREASURY UNITED KINGDOM DMO 4.25% GILT 07/12/55 GBP0.01	2.20
HM TREASURY UNITED KINGDOM DMO 2.25% GILT 07/09/23 GBP	2.20
HM TREASURY UNITED KINGDOM DMO 4.25% GILT 7/12/2027	1.90
HM TREASURY UNITED KINGDOM DMO 4.5% GILT 7/12/42 GBP	1.90

\* Data supplied by fund managers regarding fixed interests funds may not specify yield type. As the provision of redemption yield is an FCA regulatory requirement Novia assumes these are used.

**Important Information**

Performance details and yields are as at 31/12/2020. Performance figures are inclusive of net reinvested income. Source: FE. This document is designed only for professional investors and experienced advisers. The value of investments and the income gained may fluctuate. Investors may not get back the full amount invested. Past performance is not a guide to the future.