

Merian Gbl Eq Inc R Inc GBP

Fund Information

Sector

Equity - International

Manager's Name

 Ian Heslop
Amadeo Alentorn

Date Manager Appointed

Jul 2015

Launch Date

Jul 2015

Fund Size(£m)

£71.99

Yield* (See page2)

0.00 %

XD Dates

Oct 01, Sep 01, Aug 04, Jul 01

Last Distribution

01/10/20 (XD Date)

13/10/20 (Pay Date)

0.04(Distribution)

OCF

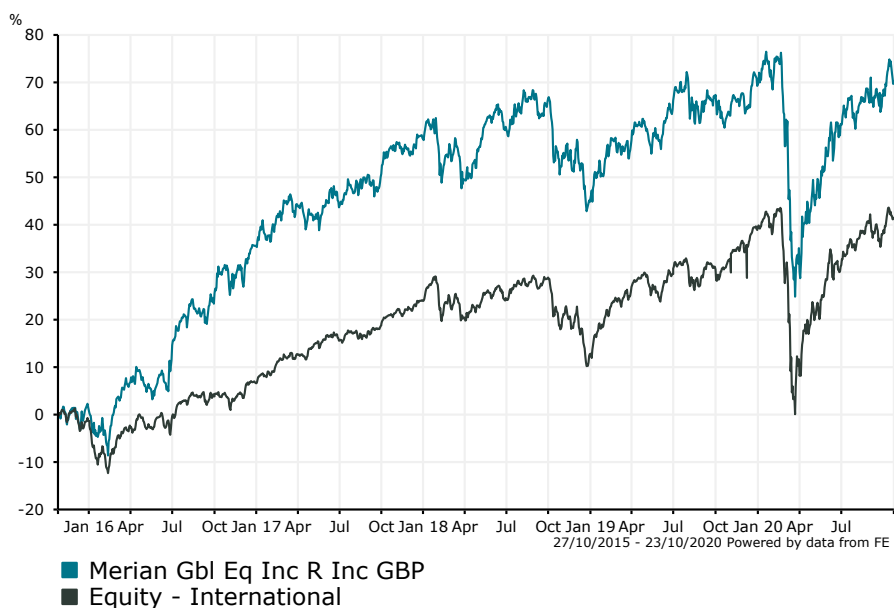
1.00 %

Fund Aim

The investment objective of the Fund is to seek to achieve a total return through a combination of income and capital growth. In seeking to achieve its investment objective, the fund aims to deliver a total return, net of fees, greater than that of the MSCI ACWI with net dividends re-invested over rolling 3-year periods.

Sector: Equity - International

Performance



Morningstar Analyst Rating
N/A

FE Crown Rating


Discrete Performance - 12 months to 31/12/19

	2019	2018	2017	2016	2015
Fund	16.89	-8.53	16.75	33.54	-
Stock Sector Average	23.18	-9.02	16.28	7.94	0.71

Cumulative Performance to 30/09/20

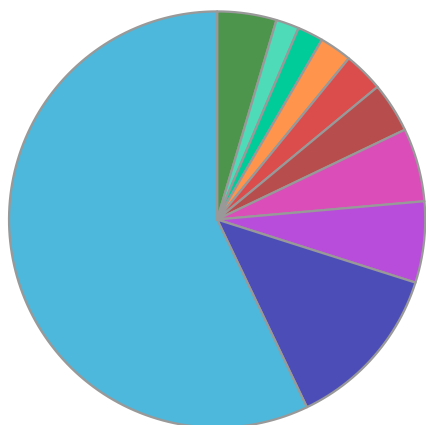
	1 Yr	2 Yrs	3 Yrs	4 Yrs	5 Yrs
Fund	0.18	0.75	11.38	35.48	80.09
Stock Sector Average	5.37	7.38	16.26	33.08	47.64

Performance Analysis - Annualised 3 years

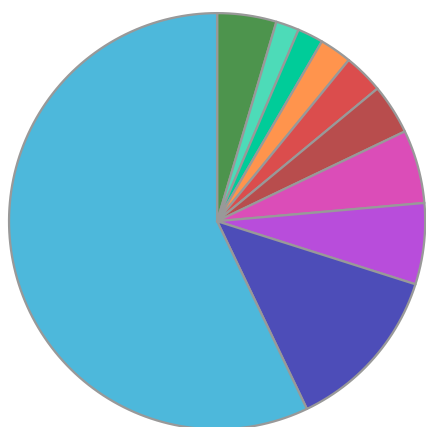
	Growth Rate %	Volatility	Alpha	Beta	Sharpe
Fund	3.66	15.51	-1.25	0.99	0.01
Stock Sector Average	5.15	14.67	0.00	1.00	0.11

Merian Gbl Eq Inc R Inc GBP

Fund Composition



	(%)
US Equities	57.10
International Equities	13.00
Japanese Equities	6.30
Chinese Equities	5.70
UK Equities	3.90
Canadian Equities	3.10
Swiss Equities	2.50
Taiwanese Equities	2.00
Spanish Equities	1.80
Others	4.60



	(%)
USA	57.10
Others	13.00
Japan	6.30
China	5.70
UK	3.90
Canada	3.10
Switzerland	2.50
Taiwan	2.00
Spain	1.80
Others	4.60

Largest Holdings

Holdings	(%)
APPLE INC	4.00
MICROSOFT CORP	3.50
AMAZON.COM INC	2.70
PROCTER & GAMBLE COMPANY	1.40
NVIDIA CORP	1.20

Holdings	(%)
FACEBOOK INC	1.10
VERIZON COMMUNICATIONS INC	1.00
ROCHE HLDG AG	1.00
AT&T INC	0.90
ALPHABET INC	0.90

* Data supplied by fund managers regarding fixed interests funds may not specify yield type. As the provision of redemption yield is an FCA regulatory requirement Novia assumes these are used.

Important Information

Performance details and yields are as at 30/09/2020. Performance figures are inclusive of net reinvested income. Source: FE. This document is designed only for professional investors and experienced advisers. The value of investments and the income gained may fluctuate. Investors may not get back the full amount invested. Past performance is not a guide to the future.