

## Legg Mason IFM US Uncstrnd X

### Fund Information

**Sector**

IA North America

**Manager's Name**

 Robbie McNab  
Zehrid Osmani

**Date Manager Appointed**

Jul 2019

**Launch Date**

Jun 2002

**Fund Size(£m)**

£199.91

**Yield\*** (See page2)

0.00 %

**XD Dates**

Mar 02

**Last Distribution**

02/03/20 (XD Date)

30/04/20 (Pay Date)

0.00(Distribution)

**OCF**

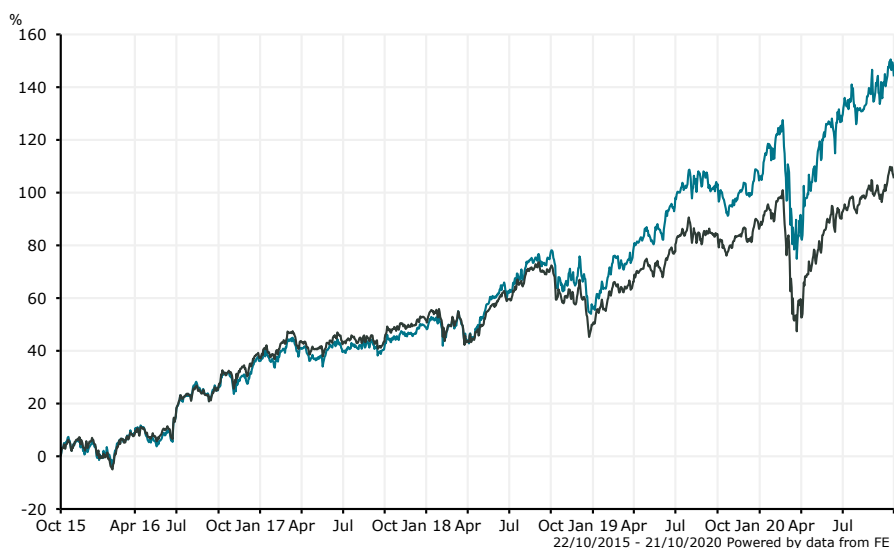
0.94 %

### Fund Aim

To achieve capital growth over periods of five or more years, through investment of at least 80% of the net asset value of the Fund in a portfolio of US equities.

**Sector:** IA North America

### Performance


■ Legg Mason IFM US Uncstrnd X

■ IA North America

**Morningstar Analyst Rating**

N/A

**FE Crown Rating**

**Discrete Performance - 12 months to 31/12/19**

	2019	2018	2017	2016	2015
Fund	31.05	4.71	9.58	29.58	2.26
Stock Sector Average	24.41	-1.37	10.53	29.31	4.18

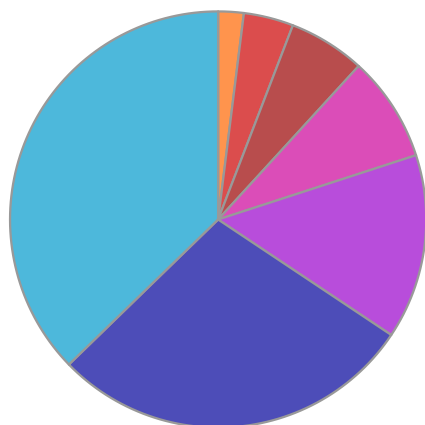
**Cumulative Performance to 30/09/20**

	1 Yr	2 Yrs	3 Yrs	4 Yrs	5 Yrs
Fund	19.32	36.89	71.68	92.96	150.69
Stock Sector Average	9.12	17.24	39.90	60.37	108.57

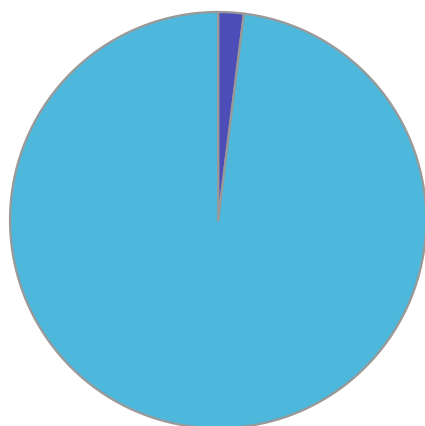
**Performance Analysis - Annualised 3 years**

	Growth Rate %	Volatility	Alpha	Beta	Sharpe
Fund	19.74	14.96	8.31	0.90	1.09
Stock Sector Average	11.84	15.60	0.00	1.00	0.53

## Fund Composition



	(%)
Information Technology	37.27
Health Care	28.37
Consumer Discretionary	14.36
Materials	8.20
Consumer Staples	5.95
Industrials	3.87
Cash & Cash Equivalents	1.98



	(%)
US Equities	98.02
Cash & Cash Equivalents	1.98

## Largest Holdings

Holdings	(%)
MASIMO CORP	8.26
MASTERCARD INC	6.88
ESTEE LAUDER COMPANIES INC	5.95
RESMED INC	5.71
ANSYS INC	5.68

Holdings	(%)
NIKE INC	5.38
AMAZON.COM INC	4.94
ADOBE INC	4.73
MICROSOFT CORP	4.58
LINDE PLC	4.23

\* Data supplied by fund managers regarding fixed interests funds may not specify yield type. As the provision of redemption yield is an FCA regulatory requirement Novia assumes these are used.

## Important Information

Performance details and yields are as at 30/09/2020. Performance figures are inclusive of net reinvested income. Source: FE. This document is designed only for professional investors and experienced advisers. The value of investments and the income gained may fluctuate. Investors may not get back the full amount invested. Past performance is not a guide to the future.