

ASI Strategic Bond I Inc

Fund Information

Sector

IA Sterling Strategic Bond

Manager's Name

Roger Webb

Date Manager Appointed

Sep 2015

Launch Date

Sep 2015

Fund Size (£m)

£85.52

Yield* (See page2)

2.90 %

XD Dates

May 01, Feb 03, Nov 01, Aug 01

Last Distribution

01/05/20 (XD Date)

31/07/20 (Pay Date)

0.83(Distribution)

OCF

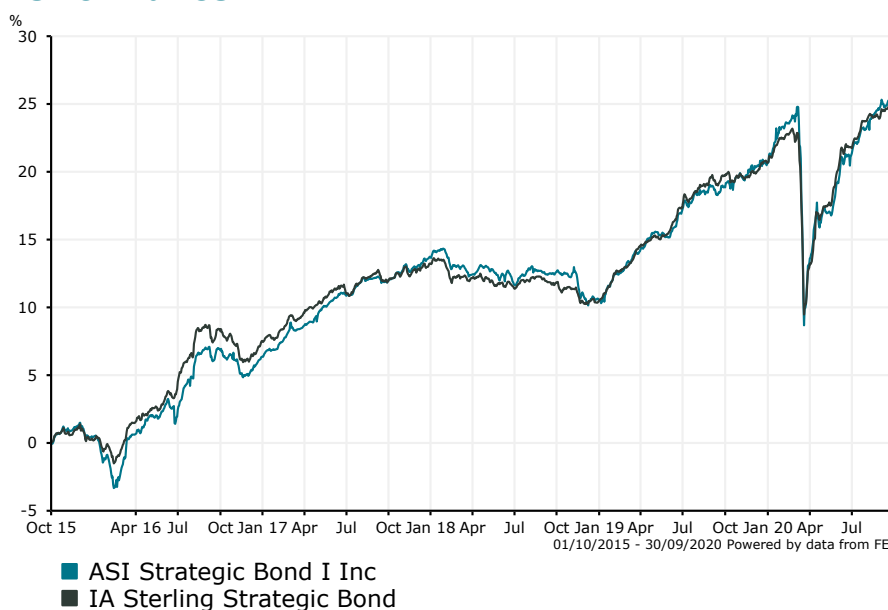
0.61 %

Fund Aim

To generate income and some growth over the long term (5 years or more) by investing in government and corporate bonds issued anywhere in the world. Please note: Our factsheets will be fully updated to reflect the 7 August 2019 changes to the Investment Objective and Policy, including benchmark use, shortly. In the interim, please see the KIID which can be found at <https://www.aberdeenstandard.com/en/uk/investor/fund-centre#literature> for full up to date information.

Sector: IA Sterling Strategic Bond

Performance


Morningstar Analyst Rating

N/A

FE Crown Rating

Discrete Performance - 12 months to 31/12/19

	2019	2018	2017	2016	2015
Fund	9.09	-2.80	6.94	5.90	0.57
Stock Sector Average	9.26	-2.49	5.31	7.33	-0.19

Cumulative Performance to 30/09/20

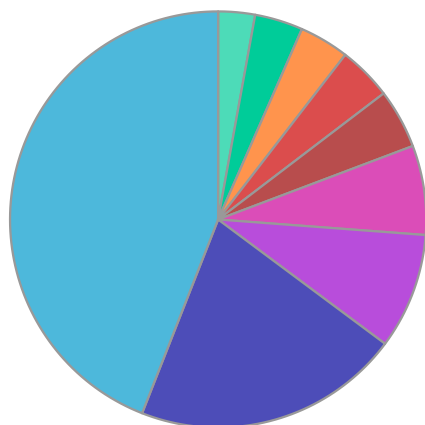
	1 Yr	2 Yrs	3 Yrs	4 Yrs	5 Yrs
Fund	4.74	10.61	11.27	16.46	24.82
Stock Sector Average	3.59	10.93	10.81	14.44	24.01

Performance Analysis - Annualised 3 years

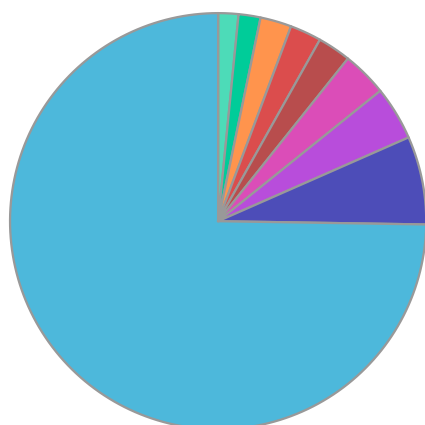
	Growth Rate %	Volatility	Alpha	Beta	Sharpe
Fund	4.04	6.26	0.34	1.06	0.09
Stock Sector Average	3.50	5.72	0.00	1.00	0.00

ASI Strategic Bond I Inc

Fund Composition



	(%)
UK Corporate Fixed Interest	47.06
Futures	22.19
US Corporate Fixed Interest	9.61
French Corporate Fixed Interest	7.41
Dutch Corporate Fixed Interest	4.93
Money Market	4.46
Italian Corporate Fixed Interest	4.13
German Corporate Fixed Interest	4.00
Spanish Corporate Fixed Interest	3.05
Others	-6.85



	(%)
UK	88.13
France	8.07
Netherlands	4.93
Italy	4.13
Spain	3.05
Canada	2.87
Switzerland	2.86
Australia	2.01
Portugal	1.85
Others	-17.92

Largest Holdings

Holdings	(%)
NGG FINANCE 5.625% RESET CAP SEC 18/06/73 GBP100000	2.10
AXA 6.6862% FRN PERP EMTN GBP	2.10
LLOYDS BANK 13% VAR PERP EMTN GBP	2.00
ABN AMRO BANK 5.75% VAR PERP EUR	2.00
BANK OF NOVA SCOTIA 4.65% 12/04/49	2.00

Holdings	(%)
TESCO PROPERTY FINANCE 3 PLC 5.744% BDS 13/04/40 GBP1000	1.90
CAIXA GERAL DE DEPOSITOS 10.75%	1.90
TOTAL 3.369% VAR PERP EMTN EUR	1.80
HSBC BANK FUNDING STER 5.844% FRN 29/11/49 GBP	1.70
QUADGAS FINANCE PLC 3.375% SEC SNR NTS 17/09/29 GBP100000	1.60

* Data supplied by fund managers regarding fixed interests funds may not specify yield type. As the provision of redemption yield is an FCA regulatory requirement Novia assumes these are used.

Important Information

Performance details and yields are as at 30/09/2020. Performance figures are inclusive of net reinvested income. Source: FE. This document is designed only for professional investors and experienced advisers. The value of investments and the income gained may fluctuate. Investors may not get back the full amount invested. Past performance is not a guide to the future.