

Threadneedle UK Sust Eq ZNA £

Fund Information

Sector

IA UK All Companies

Manager's Name

 James Thorne
 Sonal Sagar

Date Manager Appointed

Jun 2017

Launch Date

Oct 2015

Fund Size(£m)

£23.57

Yield* (See page2)

1.80 %

XD Dates

May 01, Nov 01

Last Distribution

 01/05/20 (XD Date)
 30/06/20 (Pay Date)
 1.00(Distribution)

OCF

0.92 %

Morningstar Analyst Rating

N/A

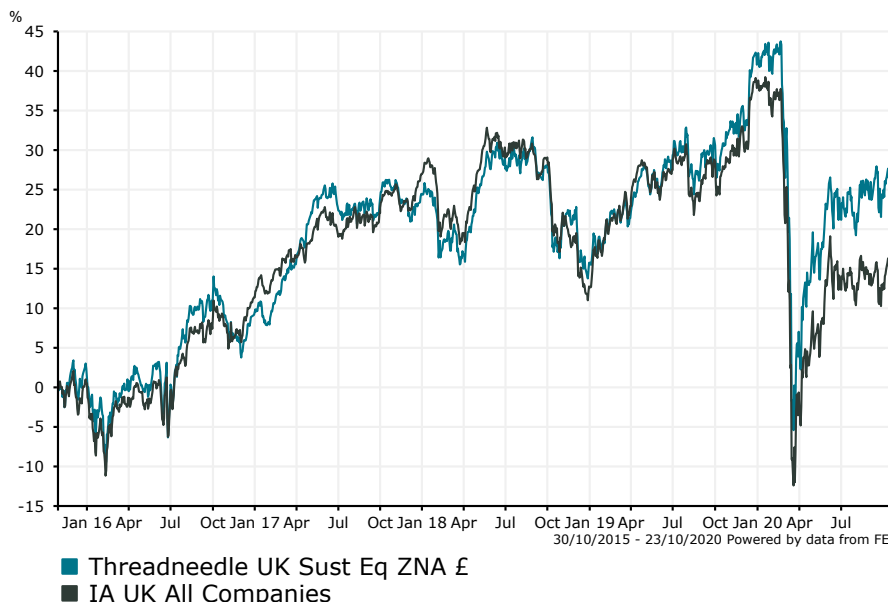
FE Crown Rating


Fund Aim

The Fund aims to achieve a return over the long term, consisting of both investment growth and some income, achieved through investment in companies that are positively exposed to sustainable themes through their products and services, as well as focussing on those with strong or improving environmental, social and governance (ESG) characteristics. The Fund is actively managed and invests at least 75% of its assets in shares of companies domiciled in the UK, or which have significant UK business operations. The Fund focuses on selecting companies delivering sustainable outcomes or progressing towards the delivery of sustainable outcomes, as outlined in the Fund's Sustainable Investment Guidelines. Those companies will offer products and services aligned to the Fund's sustainable themes, or demonstrate leadership on sustainability issues through strong environmental, social, and governance practices. The Fund may also invest in other assets such as cash and deposits, and hold other funds (including funds managed by Columbia Threadneedle companies) when deemed appropriate. The Fund is not permitted to invest in derivatives for investment purposes, but derivatives may be used with the aim of reducing risk or managing the Fund more efficiently.

Sector: IA UK All Companies

Performance



Discrete Performance - 12 months to 31/12/19

	2019	2018	2017	2016	2015
Fund	21.62	-7.00	13.98	6.67	-
Stock Sector Average	22.24	-11.19	13.99	10.82	4.86

Cumulative Performance to 30/09/20

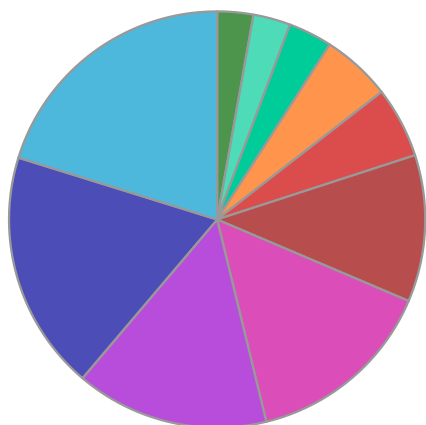
	1 Yr	2 Yrs	3 Yrs	4 Yrs	5 Yrs
Fund	-5.51	-3.17	0.68	12.93	-
Stock Sector Average	-12.76	-12.78	-7.95	4.61	16.90

Performance Analysis - Annualised 3 years

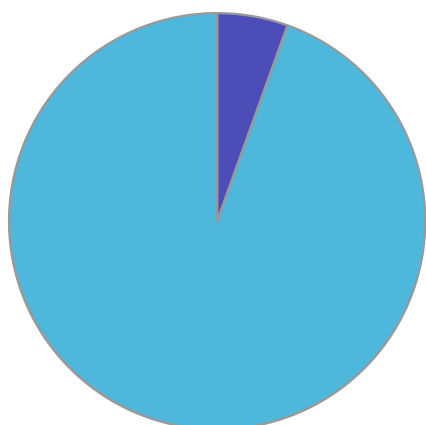
	Growth Rate %	Volatility	Alpha	Beta	Sharpe
Fund	0.23	15.94	2.72	0.91	-0.01
Stock Sector Average	-2.72	16.89	0.00	1.00	-0.01

Threadneedle **UK Sust Eq ZNA £**

Fund Composition



	(%)
Financials	20.20
Health Care	18.60
Consumer Goods	15.00
Industrials	14.80
Consumer Services	11.40
Money Market	5.50
Technology	5.40
Basic Materials	3.40
Oil & Gas	2.90
Others	2.80



	(%)
UK Equities	94.50
Money Market	5.50

Largest Holdings

Holdings	(%)
ASTRAZENECA PLC	6.80
GLAXOSMITHKLINE	6.20
UNILEVER	5.60
RECKITT BENCKISER GROUP PLC	5.00
PRUDENTIAL PLC	3.80

Holdings	(%)
RELX PLC	3.70
LONDON STOCK EXCHANGE GROUP	3.60
COMPASS GROUP	2.90
FERGUSON PLC	2.40
LEGAL & GENERAL GROUP	2.20

* Data supplied by fund managers regarding fixed interests funds may not specify yield type. As the provision of redemption yield is an FCA regulatory requirement Novia assumes these are used.

Important Information

Performance details and yields are as at 30/09/2020. Performance figures are inclusive of net reinvested income. Source: FE. This document is designed only for professional investors and experienced advisers. The value of investments and the income gained may fluctuate. Investors may not get back the full amount invested. Past performance is not a guide to the future.