

## LF Miton Eu Opp B Acc

### Fund Information

**Sector**

IA Europe Excluding UK

**Manager's Name**

 Carlos Moreno  
Thomas Brown

**Date Manager Appointed**

Dec 2015

**Launch Date**

Dec 2015

**Fund Size(£m)**

£1897.46

**Yield\*** (See page2)

0.09 %

**XD Dates**

Jun 01, Dec 02

**Last Distribution**

01/06/20 (XD Date)

31/07/20 (Pay Date)

0.23(Distribution)

**OCF**

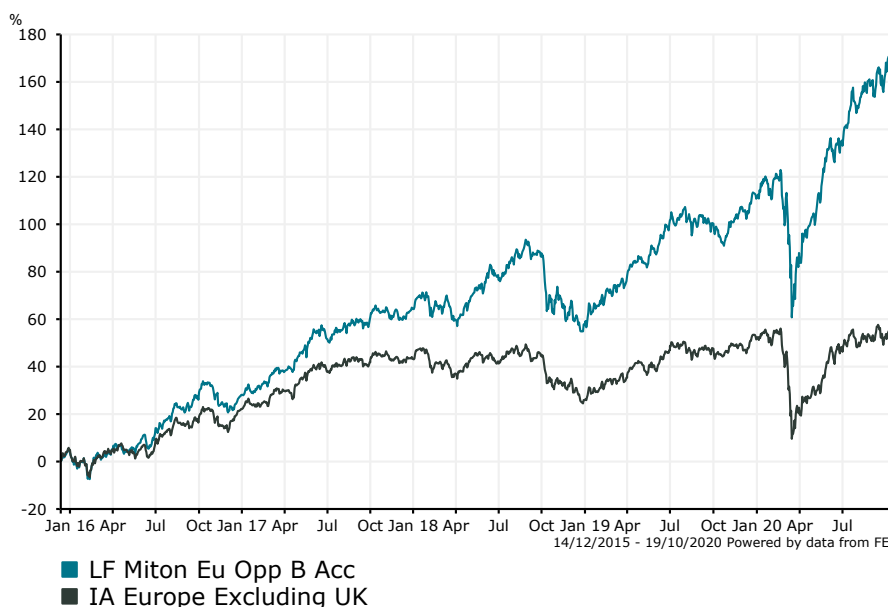
0.85 %

### Fund Aim

The Investment objective of the LF Miton European Opportunities Fund is to achieve a combination of income and growth.

**Sector:** IA Europe Excluding UK

### Performance



**Morningstar Analyst Rating**  
N/A

**FE Crown Rating**  
★★★★★

#### Discrete Performance - 12 months to 31/12/19

	2019	2018	2017	2016	2015
Fund	33.86	-4.22	28.35	22.28	-
Stock Sector Average	20.33	-12.16	17.29	16.41	9.27

#### Cumulative Performance to 30/09/20

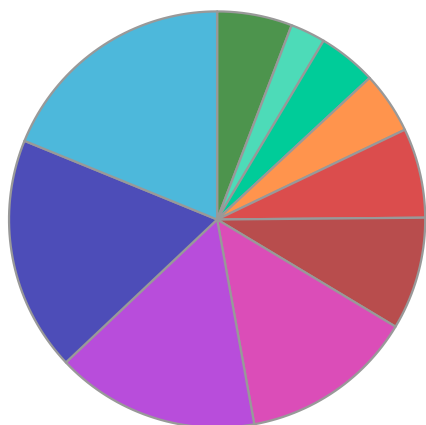
	1 Yr	2 Yrs	3 Yrs	4 Yrs	5 Yrs
Fund	31.48	41.30	65.20	108.99	-
Stock Sector Average	3.06	5.28	7.27	30.74	54.80

#### Performance Analysis - Annualised 3 years

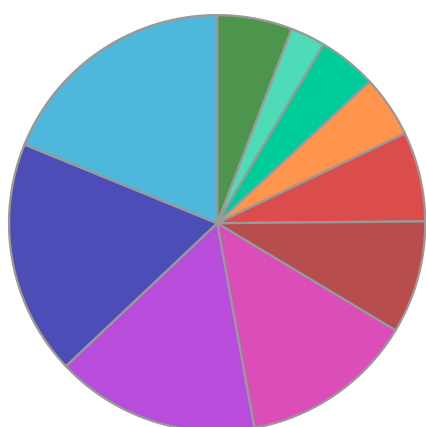
	Growth Rate %	Volatility	Alpha	Beta	Sharpe
Fund	18.21	15.41	15.82	0.97	0.95
Stock Sector Average	2.37	14.03	0.00	1.00	0.00

**LF Miton Eu Opp B Acc**

**Fund Composition**



	(%)
French Equities	18.83
Swiss Equities	18.22
German Equities	15.81
Italian Equities	13.53
Swedish Equities	8.75
Norwegian Equities	6.96
Dutch Equities	4.81
Danish Equities	4.54
UK Equities	2.72
Others	5.83



	(%)
France	18.83
Switzerland	18.22
Germany	15.81
Italy	13.53
Sweden	8.75
Norway	6.96
Netherlands	4.81
Denmark	4.54
UK	2.72
Others	5.83

**Largest Holdings**

Holdings	(%)
SOITEC	4.36
ASML Holding NV	3.22
FINECOBANK SPA	3.11
SIKA AG	2.86
ADEVINTA ASA	2.81

Holdings	(%)
AMPLIFON SPA	2.75
HOMESERVE	2.71
CTS EVENTIM AG & CO KGAA	2.51
SIEMENS GAMESA RENEWABLE ENERGY SA	2.50
INTERROLL HLDG AG	2.47

\* Data supplied by fund managers regarding fixed interests funds may not specify yield type. As the provision of redemption yield is an FCA regulatory requirement Novia assumes these are used.

**Important Information**

Performance details and yields are as at 30/09/2020. Performance figures are inclusive of net reinvested income. Source: FE. This document is designed only for professional investors and experienced advisers. The value of investments and the income gained may fluctuate. Investors may not get back the full amount invested. Past performance is not a guide to the future.