

Trojan Ethical Income O Acc

Fund Information

Sector

IA Unclassified

Manager's Name

Hugo Ure

Date Manager Appointed

Jan 2016

Launch Date

Jan 2016

Fund Size (£m)

£265.91

Yield* (See page2)

2.60 %

XD Dates

Aug 03, Feb 03

Last Distribution

03/08/20 (XD Date)

30/09/20 (Pay Date)

1.36(Distribution)

OCF

1.02 %

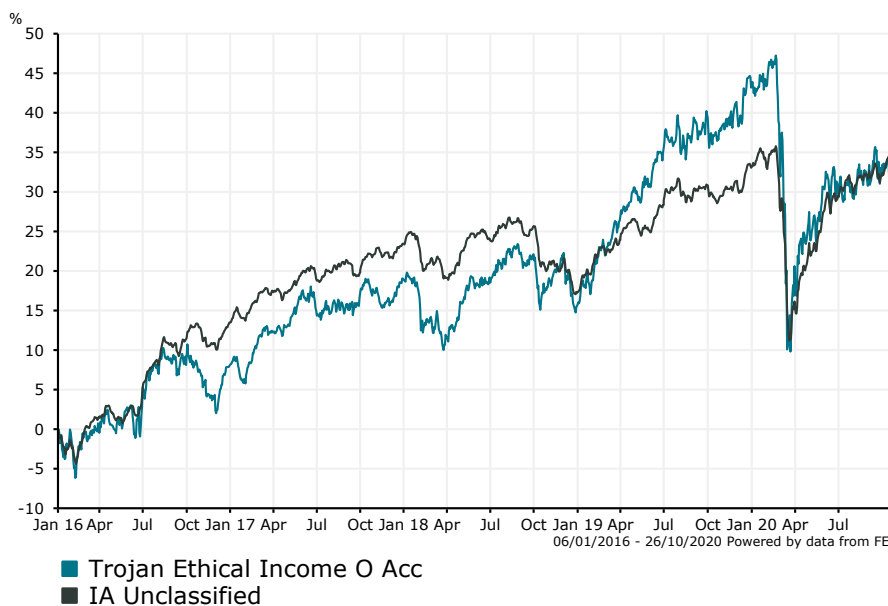
Fund Aim

To seek to achieve income with the potential for capital growth in the medium term (3 to 5 years).

Capital invested is at risk and there is no guarantee that a positive return will be delivered or that the investment objective will be achieved.

Sector: IA Unclassified

Performance


Morningstar Analyst Rating

N/A

FE Crown Rating

Discrete Performance - 12 months to 31/12/19

	2019	2018	2017	2016	2015
Fund	23.89	-2.92	10.21	-	-
Stock Sector Average	13.50	-5.04	8.78	12.56	1.72

Cumulative Performance to 30/09/20

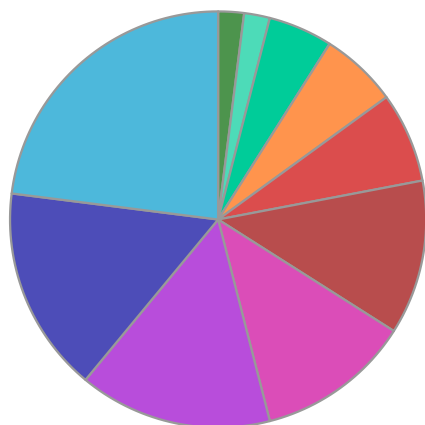
	1 Yr	2 Yrs	3 Yrs	4 Yrs	5 Yrs
Fund	-5.17	8.60	13.64	22.59	-
Stock Sector Average	0.87	5.10	10.19	18.53	35.73

Performance Analysis - Annualised 3 years

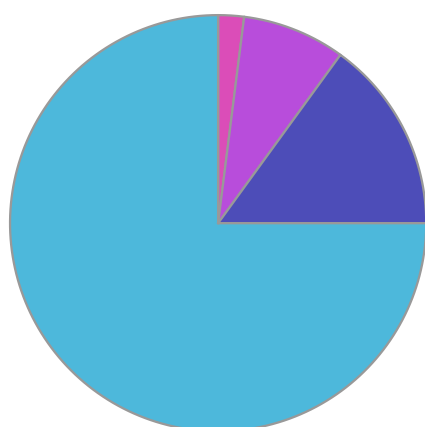
	Growth Rate %	Volatility	Alpha	Beta	Sharpe
Fund	4.36	10.49	0.95	1.06	0.08
Stock Sector Average	3.29	9.09	0.00	1.00	0.00

Trojan Ethical Income O Acc

Fund Composition



	(%)
Consumer Staples	23.00
Financials	16.00
Industrials	15.00
Consumer Discretionary	12.00
Health Care	12.00
Information Technology	7.00
Money Market	6.00
Real Estate	5.00
Materials	2.00
Utilities	2.00



	(%)
UK	75.00
USA	15.00
Switzerland	8.00
Europe	2.00

Largest Holdings

Holdings	(%)
UNILEVER	6.00
RELX NV	5.00
RECKITT BENCKISER GROUP PLC	4.00
EXPERIAN PLC	3.90
NESTLE SA	3.70

Holdings	(%)
COLGATE-PALMOLIVE CO	3.60
PAYCHEX INC	2.90
INTERTEK GROUP	2.90
ASTRAZENECA PLC	2.90
COMPASS GROUP	2.60

* Data supplied by fund managers regarding fixed interests funds may not specify yield type. As the provision of redemption yield is an FCA regulatory requirement Novia assumes these are used.

Important Information

Performance details and yields are as at 30/09/2020. Performance figures are inclusive of net reinvested income. Source: FE. This document is designed only for professional investors and experienced advisers. The value of investments and the income gained may fluctuate. Investors may not get back the full amount invested. Past performance is not a guide to the future.