

WisdomTree UK Eq Inc UCITS ETF

Fund Information

Sector
Equity - UK

Manager's Name
N/A

Date Manager Appointed
N/A

Launch Date
Sep 2015

Fund Size (£m)
£7.68

Yield* (See page 2)
0.00 %

XD Dates
Jul 02, Jan 03

Last Distribution
02/07/20 (XD Date)
17/07/20 (Pay Date)
0.08(Distribution)

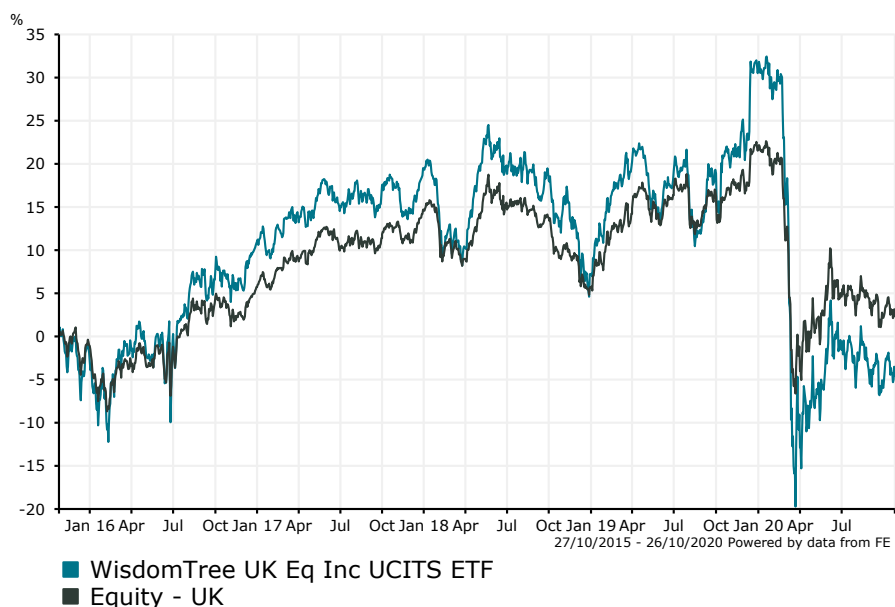
OCF
0.29 %

Fund Aim

The WisdomTree UK Equity Income UCITS ETF seeks to track the price and yield performance, before fees and expenses, of the WisdomTree UK Equity Income Index (the "Index").

Sector: Equity - UK

Performance



Morningstar Analyst Rating
N/A

FE Crown Rating

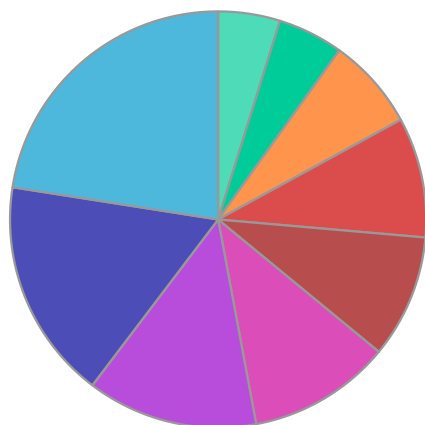
Discrete Performance - 12 months to 31/12/19					
	2019	2018	2017	2016	2015
Fund	21.80	-10.34	7.84	12.95	-
Stock Sector Average	14.98	-7.85	8.49	6.81	-0.48

Cumulative Performance to 30/09/20					
	1 Yr	2 Yrs	3 Yrs	4 Yrs	5 Yrs
Fund	-21.19	-20.92	-19.24	-11.76	-2.50
Stock Sector Average	-12.61	-10.24	-8.30	-1.63	5.41

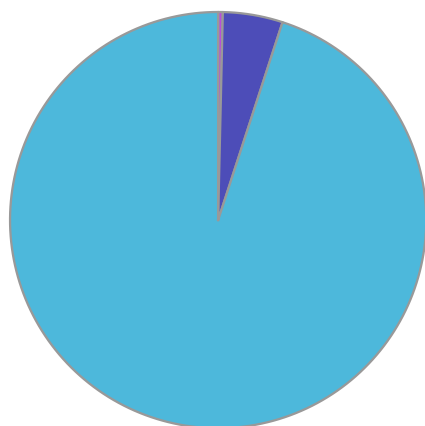
Performance Analysis - Annualised 3 years					
	Growth Rate %	Volatility	Alpha	Beta	Sharpe
Fund	-6.87	17.99	-1.70	1.61	-0.02
Stock Sector Average	-2.85	10.82	0.00	1.00	-0.01

WisdomTree UK Eq Inc UCITS ETF

Fund Composition



	(%)
Financials	22.52
Utilities	17.15
Materials	13.26
Consumer Discretionary	11.11
Consumer Staples	9.58
Industrials	9.34
Communications	7.14
Energy	5.09
Health Care	4.81



	(%)
UK Equities	94.99
Australian Equities	4.65
US Equities	0.36

Largest Holdings

Holdings	(%)
PERSIMMON	6.98
SSE PLC	5.82
BAE SYSTEMS	5.56
NATIONAL GRID	5.24
RIO TINTO	5.04

Holdings	(%)
GLAXOSMITHKLINE	4.81
BHP GROUP PLC	4.65
BRITISH AMERICAN TOBACCO	4.55
VODAFONE GROUP	4.51
LEGAL & GENERAL GROUP	3.65

* Data supplied by fund managers regarding fixed interests funds may not specify yield type. As the provision of redemption yield is an FCA regulatory requirement Novia assumes these are used.

Important Information

Performance details and yields are as at 30/09/2020. Performance figures are inclusive of net reinvested income. Source: FE. This document is designed only for professional investors and experienced advisers. The value of investments and the income gained may fluctuate. Investors may not get back the full amount invested. Past performance is not a guide to the future.