

## SVS Cornelian Cautious D Acc

### Fund Information

**Sector**

IA Volatility Managed

**Manager's Name**

N/A

**Date Manager Appointed**

N/A

**Launch Date**

Feb 2011

**Fund Size (£m)**

£202.00

**Yield\*** (See page2)

1.59 %

**XD Dates**

Apr 16, Oct 16

**Last Distribution**

16/04/20 (XD Date)

15/06/20 (Pay Date)

1.59(Distribution)

**OCF**

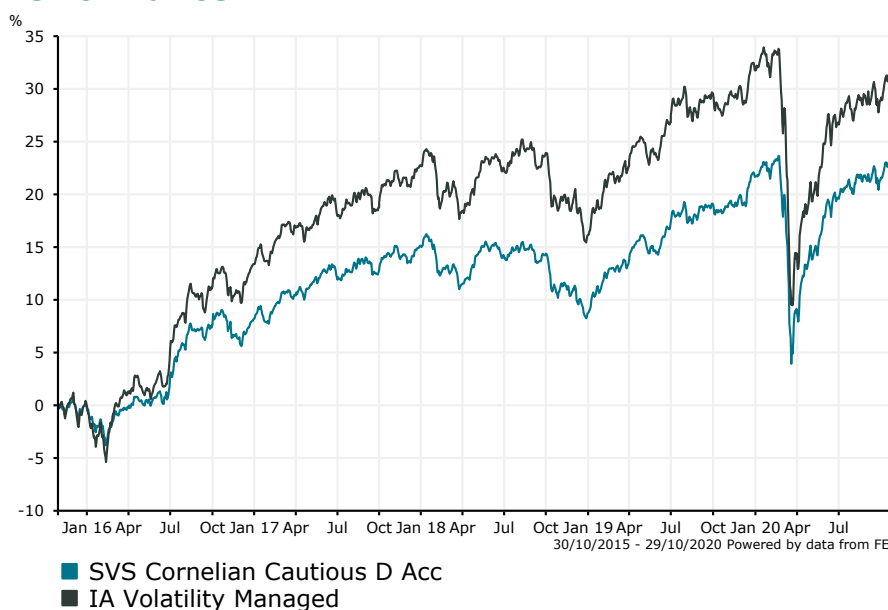
1.19 %

### Fund Aim

The objective of the Fund is to achieve long term capital growth and income delivering average annual investment returns (total returns, net of fees) of at least Retail Price Index (RPI) + 1.5% over a five to seven year investment cycle. The Fund will have a diversified portfolio. Ordinarily the assets will be invested in direct and indirect investments with a balance between fixed income and equity investments. There is no specific limit in exposure to any sector or geographic area.

**Sector:** IA Volatility Managed

### Performance


**Morningstar Analyst Rating**

N/A

**FE Crown Rating**

**Discrete Performance - 12 months to 31/12/19**

	2019	2018	2017	2016	2015
Fund	11.91	-5.59	6.46	8.18	3.74
Stock Sector Average	13.47	-5.41	8.25	13.12	1.54

**Cumulative Performance to 30/09/20**

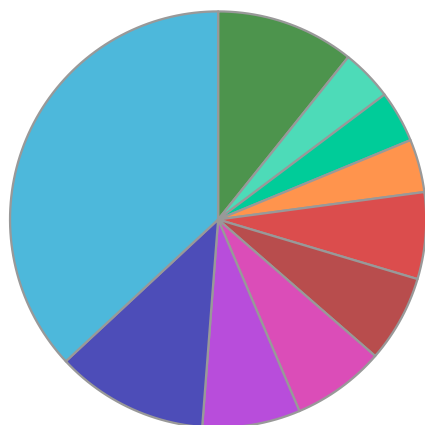
	1 Yr	2 Yrs	3 Yrs	4 Yrs	5 Yrs
Fund	1.87	6.25	7.76	13.01	23.60
Stock Sector Average	-0.58	4.15	8.51	16.04	33.88

**Performance Analysis - Annualised 3 years**

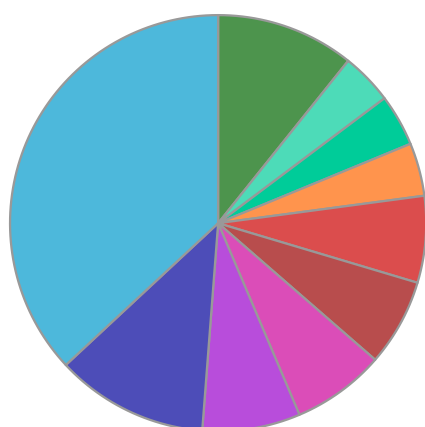
	Growth Rate %	Volatility	Alpha	Beta	Sharpe
Fund	2.52	7.49	0.21	0.82	0.00
Stock Sector Average	2.76	9.07	0.00	1.00	0.00

**SVS Cornelian Cautious D Acc**

**Fund Composition**



	(%)
Global Fixed Interest	36.93
UK Equities	11.85
Hedge	7.61
Money Market	7.22
International Equities	6.77
US Equities	6.73
Property Shares	4.12
Commodity & Energy	4.02
Others	4.00
Others	10.75



	(%)
Not Specified	36.93
UK	11.85
Not Specified	7.61
Money Market	7.22
International	6.77
USA	6.73
Not Specified	4.12
Not Specified	4.02
Not Specified	4.00
Others	10.75

**Largest Holdings**

Holdings	(%)
PIMCO GLOBAL INVESTMENT GRADE CREDIT FUND	5.98
TWENTY FOUR DYNAMIC BOND FUND	5.62
HM TREASURY UNITED KINGDOM DMO 1.5% GILT 22/01/21 GBP0.01	4.85
ALLIANZ STRATEGIC BOND FUND	4.83
TWENTYFOUR ABSOLUTE RETURN CREDIT FUND	4.08

Holdings	(%)
ISHARES PHYSICAL GOLD (ETC)	4.02
SCHRODER ISF GLOBAL CONVERTIBLE FUND (GBP HEDGED)	3.59
BAILLIE GIFFORD STRATEGIC BOND FUND	3.05
SCHRODER ASIAN TOTAL RETURN FUND	2.56
VANGUARD S&P 500 (ETF)	2.51

\* Data supplied by fund managers regarding fixed interests funds may not specify yield type. As the provision of redemption yield is an FCA regulatory requirement Novia assumes these are used.

**Important Information**

Performance details and yields are as at 30/09/2020. Performance figures are inclusive of net reinvested income. Source: FE. This document is designed only for professional investors and experienced advisers. The value of investments and the income gained may fluctuate. Investors may not get back the full amount invested. Past performance is not a guide to the future.