

**FP Russell Investments MIAAtGtII C A**
**Fund Information**

**Sector**  
IA Mixed Investment 20-60% Shares

**Manager's Name**  
David Vickers

**Date Manager Appointed**  
Nov 2015

**Launch Date**  
Nov 2015

**Fund Size (£m)**  
£39.39

**Yield\*** (See page2)  
1.60 %

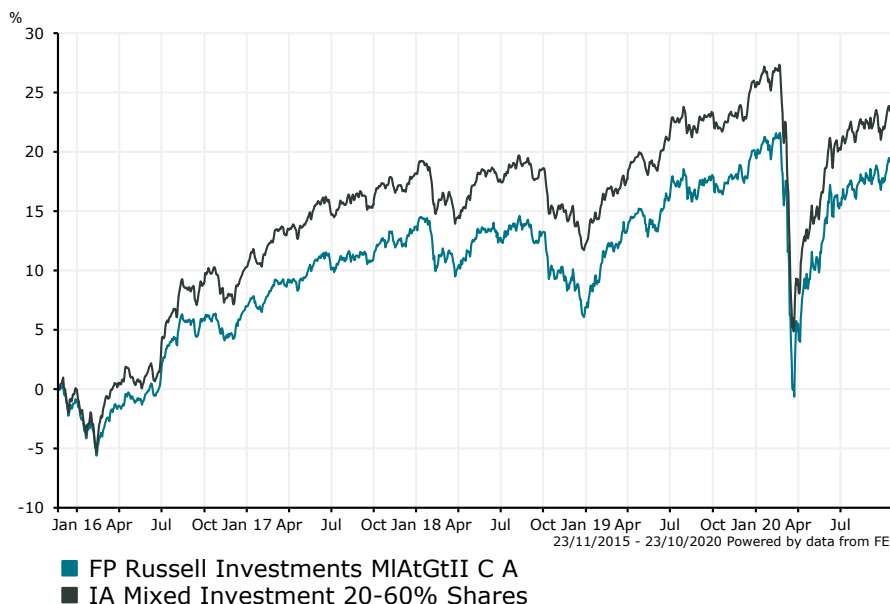
**XD Dates**  
Dec 02, Jan 03

**Last Distribution**  
02/12/19 (XD Date)  
31/01/20 (Pay Date)  
1.86(Distribution)

**OCF**  
0.54 %

**Fund Aim**

The Fund aims to achieve capital appreciation over the long term.  
**Sector:** IA Mixed Investment 20-60% Shares

**Performance**


**Morningstar Analyst Rating**  
N/A

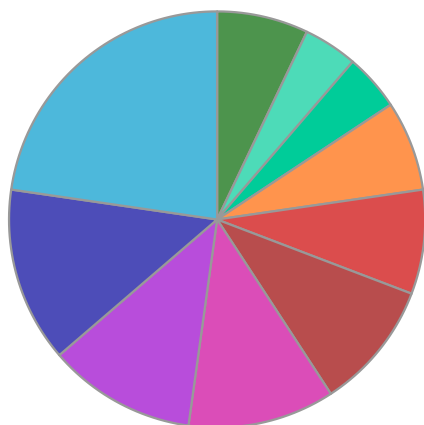
**FE Crown Rating**  
★★★★★

Discrete Performance - 12 months to 31/12/19					
	2019	2018	2017	2016	2015
Fund	11.99	-5.95	6.20	8.12	-
Stock Sector Average	11.84	-5.10	7.16	10.32	1.21

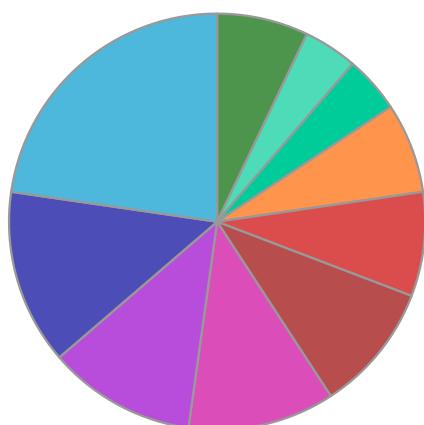
Cumulative Performance to 30/09/20					
	1 Yr	2 Yrs	3 Yrs	4 Yrs	5 Yrs
Fund	-0.28	3.97	6.19	11.10	-
Stock Sector Average	-1.19	2.77	5.45	11.94	25.49

Performance Analysis - Annualised 3 years					
	Growth Rate %	Volatility	Alpha	Beta	Sharpe
Fund	2.02	8.29	0.28	0.97	0.00
Stock Sector Average	1.78	8.49	0.00	1.00	0.00

### Fund Composition



	(%)
Global Government Fixed Interest	22.70
US Equities	13.60
UK Equities	11.50
Money Market	11.40
Global Investment Grade Fixed Interest	10.00
Global High Yield Fixed Interest	8.10
Europe ex UK Equities	7.00
Japanese Equities	4.40
Convertibles	4.20
Others	7.10



	(%)
Not Specified	22.70
USA	13.60
UK	11.50
Money Market	11.40
Not Specified	10.00
Not Specified	8.10
Europe ex UK	7.00
Japan	4.40
Not Specified	4.20
Others	7.10

\* Data supplied by fund managers regarding fixed interests funds may not specify yield type. As the provision of redemption yield is an FCA regulatory requirement Novia assumes these are used.

### Important Information

Performance details and yields are as at 30/09/2020. Performance figures are inclusive of net reinvested income. Source: FE. This document is designed only for professional investors and experienced advisers. The value of investments and the income gained may fluctuate. Investors may not get back the full amount invested. Past performance is not a guide to the future.