

VT Defensive Portfolio Overlay C

Fund Information

Sector

IA Unclassified

Manager's Name

Tatton Investment Team

Date Manager Appointed

Dec 2015

Launch Date

Dec 2015

Fund Size (£m)

£63.05

Yield* (See page2)

0.81 %

XD Dates

Apr 30, May 01

Last Distribution

30/04/20 (XD Date)

31/08/20 (Pay Date)

0.95(Distribution)

OCF

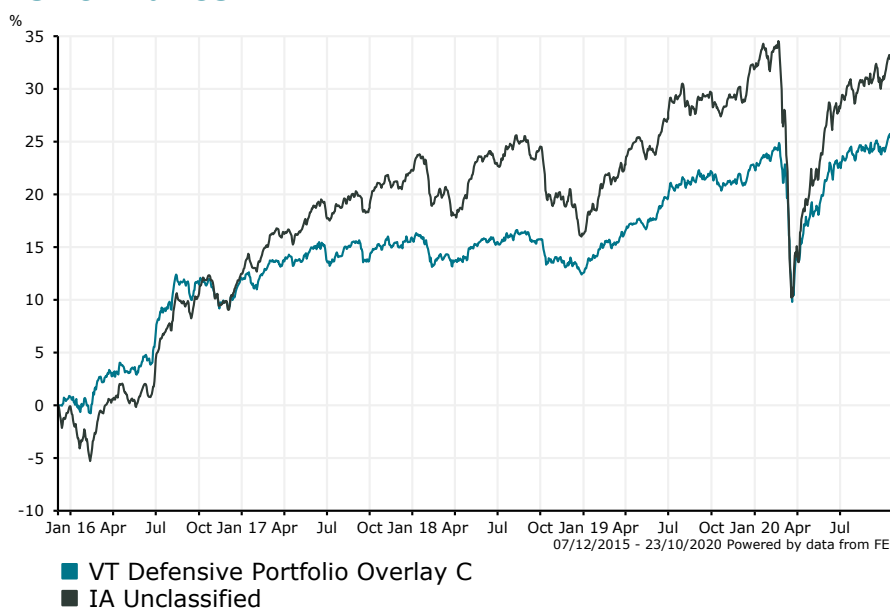
0.70 %

Fund Aim

The objective of the Fund is to maximise potential total return (i.e. capital and income growth). One measure of risk is the proportion invested in the riskiest assets, such as equities. For this Fund, over the long-term (5 years), it is expected that the proportion of the Fund exposed to equities will be approximately 25%. In the shorter term, this weighting may be adjusted tactically as economic and market conditions dictate while not deviating by more than $\pm 12.5\%$.

Sector: IA Unclassified

Performance


Morningstar Analyst Rating

N/A

FE Crown Rating
Discrete Performance - 12 months to 31/12/19

	2019	2018	2017	2016	2015
Fund	9.00	-2.96	3.39	11.16	-
Stock Sector Average	13.50	-5.04	8.78	12.56	1.72

Cumulative Performance to 30/09/20

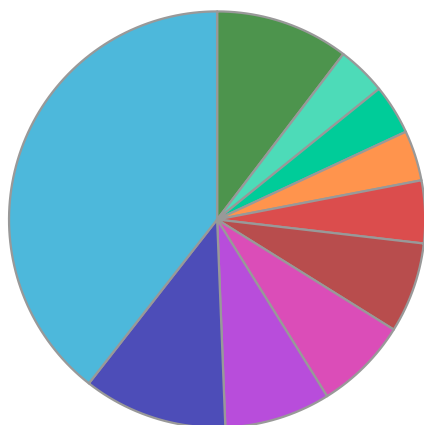
	1 Yr	2 Yrs	3 Yrs	4 Yrs	5 Yrs
Fund	1.78	7.47	9.44	11.41	-
Stock Sector Average	0.87	5.10	10.19	18.53	35.73

Performance Analysis - Annualised 3 years

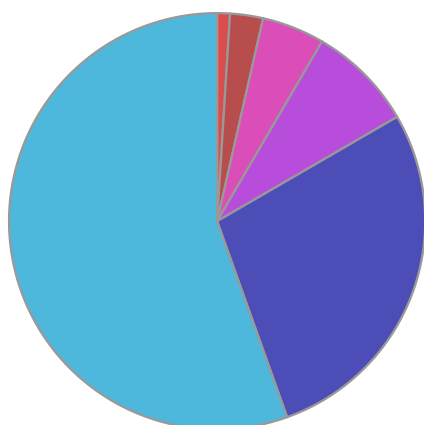
	Growth Rate %	Volatility	Alpha	Beta	Sharpe
Fund	3.05	5.75	0.99	0.60	0.00
Stock Sector Average	3.29	9.09	0.00	1.00	0.00

VT Defensive Portfolio Overlay C

Fund Composition



	(%)
International Fixed Interest	39.43
North American Equities	11.20
Hedge	8.23
UK Gilts	7.27
Equities	7.03
Fixed Interest	4.86
UK Corporate Bonds	3.91
Fixed Interest	3.88
Europe ex UK Equities	3.82
Others	10.37



	(%)
Global Fixed Interest	55.46
International Equities	27.90
Hedge	8.23
Alternative Investment Strategies	4.86
Cash & Cash Equivalents	2.56
North American Equities	0.99

Largest Holdings

Holdings	(%)
AQR GLOBAL AGGREGATE BOND UCITS IAG3F ACC GBP	15.02
L&G GLOBAL INFLATION LINKED BOND INDEX I ACC	9.78
NB UNCORRELATED STRATEGIES I2 ACC GBP	8.23
VANGUARD UK GOVERNMENT BOND INDEX ACC GBP	7.27
DIMENSIONAL GLOBAL ULTRA SHORT FIXED INCOME ACC GBP	6.81

Holdings	(%)
Hermes Unconstrained Credit	4.86
Cheyne Global Credit Duration	4.86
INVESCO UK ENHANCED INDEX (UK) NO TRAIL ACC	4.24
HSBC AMERICAN INDEX C ACC	3.96
VANGUARD UK INVESTMENT GRADE BOND INDEX ACC GBP	3.91

* Data supplied by fund managers regarding fixed interests funds may not specify yield type. As the provision of redemption yield is an FCA regulatory requirement Novia assumes these are used.

Important Information

Performance details and yields are as at 30/09/2020. Performance figures are inclusive of net reinvested income. Source: FE. This document is designed only for professional investors and experienced advisers. The value of investments and the income gained may fluctuate. Investors may not get back the full amount invested. Past performance is not a guide to the future.