

**WisdomTree Eu Eq U ETF H GBP**
**Fund Information**
**Sector**

Equity - Europe

**Manager's Name**

WisdomTree Management Ltd

**Date Manager Appointed**

May 2015

**Launch Date**

Nov 2015

**Fund Size (£m)**

£89.16

**Yield\*** (See page2)

0.00 %

**XD Dates**

Jul 02, Jan 03

**Last Distribution**

02/07/20 (XD Date)

17/07/20 (Pay Date)

0.13(Distribution)

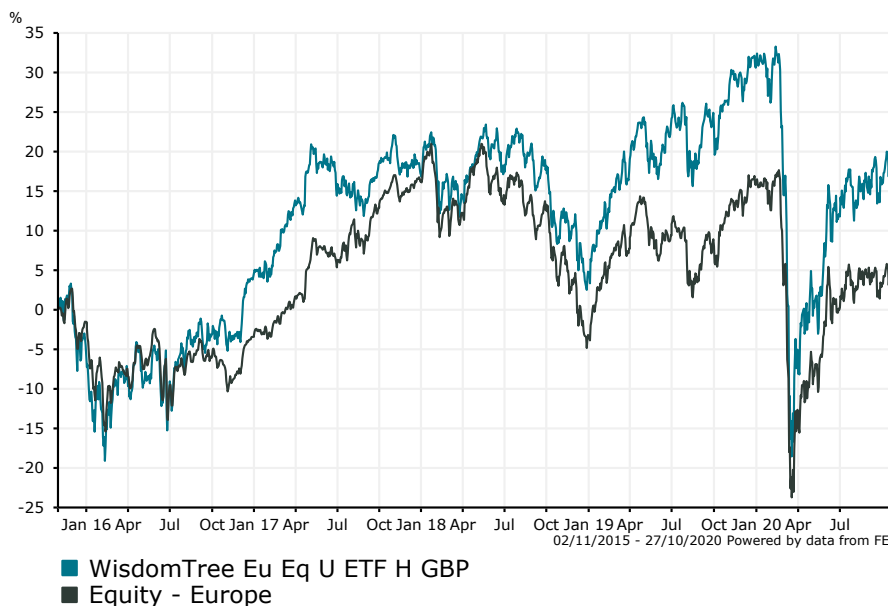
**OCF**

0.35 %

**Fund Aim**

Broad exposure to dividend paying European equities. Tracks a non-market capitalisation weighted index which may provide additional diversification benefits. The index was created by WisdomTree, is unique and has been live since 2012. Currency volatility is minimized through the use of currency forward contracts. The ETF is physically backed and UCITS compliant

**Sector:** Equity - Europe

**Performance**

**Morningstar Analyst Rating**

N/A

**FE Crown Rating**
**Discrete Performance - 12 months to 31/12/19**

	2019	2018	2017	2016	2015
Fund	24.60	-10.62	12.55	9.05	-
Stock Sector Average	19.59	-16.69	20.33	-1.88	0.99

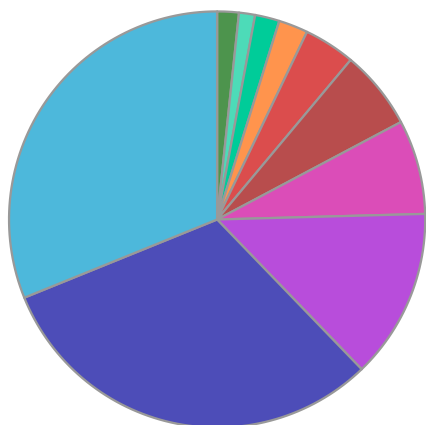
**Cumulative Performance to 30/09/20**

	1 Yr	2 Yrs	3 Yrs	4 Yrs	5 Yrs
Fund	-7.25	-1.56	-2.19	19.64	-
Stock Sector Average	-5.53	-8.61	-8.87	9.55	10.13

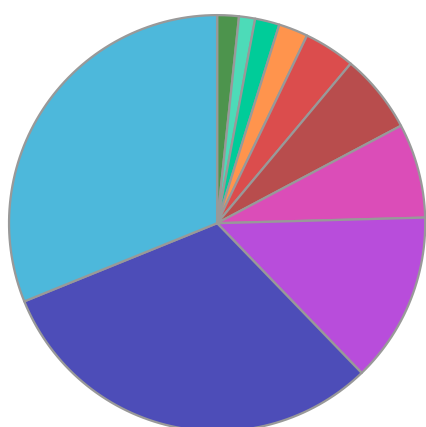
**Performance Analysis - Annualised 3 years**

	Growth Rate %	Volatility	Alpha	Beta	Sharpe
Fund	-0.73	16.96	2.51	1.00	-0.01
Stock Sector Average	-3.05	16.27	0.00	1.00	-0.01

## Fund Composition



	(%)
French Equities	31.13
German Equities	31.09
Dutch Equities	13.21
UK Equities	7.33
Belgian Equities	6.15
Finnish Equities	3.98
Spanish Equities	2.28
Irish Equities	1.90
International Equities	1.25
Others	1.68



	(%)
France	31.13
Germany	31.09
Netherlands	13.21
UK	7.33
Belgium	6.15
Finland	3.98
Spain	2.28
Ireland	1.90
Others	1.25
Others	1.68

## Largest Holdings

Holdings	(%)
SANOFI	6.29
UNILEVER NV	5.52
LVMH MOET HENNESSY VUITTON SE	5.19
SIEMENS AG	4.83
ANHEUSER-BUSCH INBEV SA/NV	4.55

Holdings	(%)
DAIMLER AG	4.21
ASML HOLDING NV	3.79
BAYER AG	3.69
L'OREAL	3.69
BASF SE	3.34

\* Data supplied by fund managers regarding fixed interests funds may not specify yield type. As the provision of redemption yield is an FCA regulatory requirement Novia assumes these are used.

## Important Information

Performance details and yields are as at 30/09/2020. Performance figures are inclusive of net reinvested income. Source: FE. This document is designed only for professional investors and experienced advisers. The value of investments and the income gained may fluctuate. Investors may not get back the full amount invested. Past performance is not a guide to the future.