

LF Odey Cont European P Inst Acc

Fund Information

Sector

IA Flexible Investment

Manager's Name

Oliver Kelton

Date Manager Appointed

Jul 2015

Launch Date

Nov 2015

Fund Size(£m)

£88.75

Yield* (See page2)

1.14 %

XD Dates

Jul 01, Jan 02

Last Distribution

01/07/20 (XD Date)

31/08/20 (Pay Date)

0.00(Distribution)

OCF

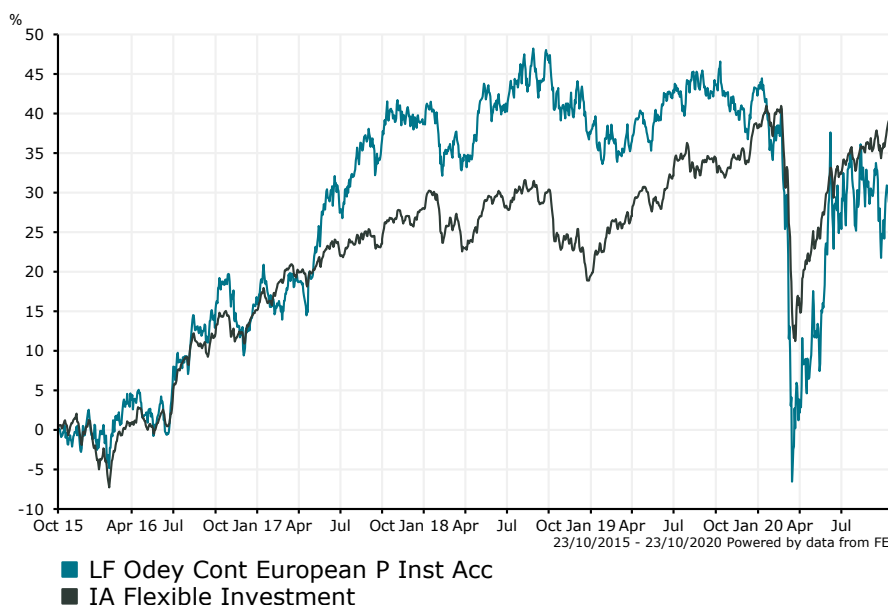
1.08 %

Fund Aim

The investment objective of CF Odey Continental European Fund is to achieve long term capital appreciation through investing primarily in quoted securities issued by companies with principal offices in Continental Europe and the normal policy of the Sub-Fund is to invest in a broad spread of equities but the Sub-Fund may also invest in government bonds, other fixed interest securities and preferred stocks if in the opinion of the ACD and the Investment Manager this is appropriate to the goal of maximising capital growth.

Sector: IA Flexible Investment

Performance


Morningstar Analyst Rating

N/A

FE Crown Rating

Discrete Performance - 12 months to 31/12/19

	2019	2018	2017	2016	2015
Fund	3.52	-0.88	18.70	14.81	2.76
Stock Sector Average	15.66	-6.72	11.21	13.82	1.99

Cumulative Performance to 30/09/20

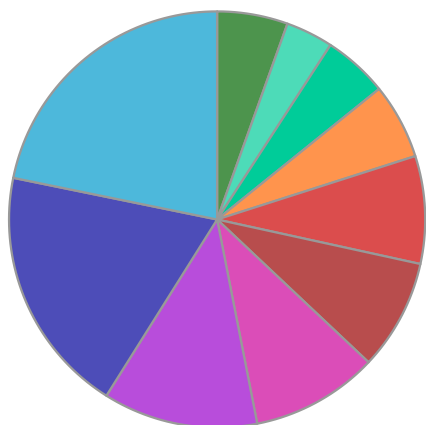
	1 Yr	2 Yrs	3 Yrs	4 Yrs	5 Yrs
Fund	-13.41	-15.27	-8.56	10.14	26.53
Stock Sector Average	0.88	4.15	9.75	21.30	41.26

Performance Analysis - Annualised 3 years

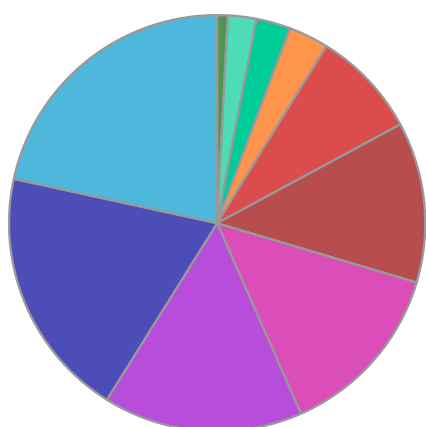
	Growth Rate %	Volatility	Alpha	Beta	Sharpe
Fund	-2.94	15.80	-6.10	1.23	-0.01
Stock Sector Average	3.15	11.00	0.00	1.00	0.00

LF Odey Cont European P Inst Acc

Fund Composition



	(%)
Germany	21.79
France	19.28
Norway	12.02
Sweden	9.88
Spain	8.60
Denmark	8.36
Ireland	5.87
Luxembourg	5.03
Switzerland	3.68
Others	5.49



	(%)
Financials	21.58
Energy	19.53
Industrials	15.49
Communications	13.80
Consumer Discretionary	12.47
Materials	8.33
Information Technology	3.11
Utilities	2.65
Consumer Staples	2.22
Money Market	0.82

Largest Holdings

Holdings	(%)
DEUTSCHE TELEKOM AG	9.56
A.P MOELLER-MAERSK 3.375% 28/08/2019	5.82
DEUTSCHE BANK AG	5.71
BNP PARIBAS SA	5.68
AKER BP ASA	5.38

Holdings	(%)
BOUYGUES	5.09
ARCELORMITTAL SA	5.03
RYANAIR HLDGS	4.58
H & M HENNES & MAURITZ	4.43
CONTINENTAL AG	4.29

* Data supplied by fund managers regarding fixed interests funds may not specify yield type. As the provision of redemption yield is an FCA regulatory requirement Novia assumes these are used.

Important Information

Performance details and yields are as at 30/09/2020. Performance figures are inclusive of net reinvested income. Source: FE. This document is designed only for professional investors and experienced advisers. The value of investments and the income gained may fluctuate. Investors may not get back the full amount invested. Past performance is not a guide to the future.