

## MGTS IBOSS 2 R Acc GBP

### Fund Information

**Sector**

IA Unclassified

**Manager's Name**

Chris Metcalfe

**Date Manager Appointed**

Feb 2016

**Launch Date**

Feb 2016

**Fund Size (£m)**

£79.61

**Yield\*** (See page2)

0.27 %

**XD Dates**

Jun 01, Dec 02

**Last Distribution**

01/06/20 (XD Date)

31/07/20 (Pay Date)

0.73(Distribution)

**OCF**

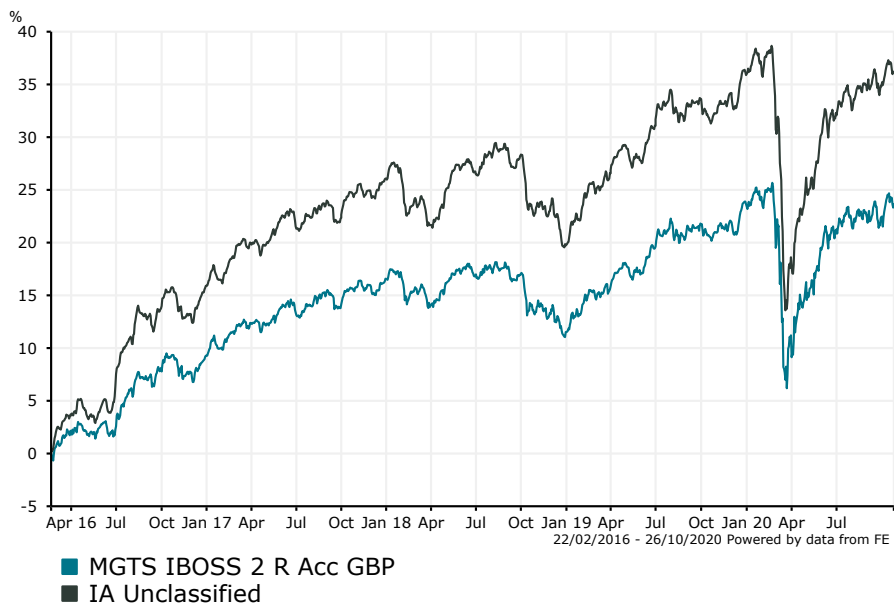
0.90 %

### Fund Aim

The objective of the Sub-fund is to seek, through a combination of capital growth and income, returns above the IA Mixed Investment 20-60% Shares Sector (although the investment constraints of this sector do not apply to this sub-fund).

**Sector:** IA Unclassified

### Performance


**Morningstar Analyst Rating**

N/A

**FE Crown Rating**

**Discrete Performance - 12 months to 31/12/19**

	2019	2018	2017	2016	2015
Fund	10.87	-4.34	6.68	-	-
Stock Sector Average	13.50	-5.04	8.78	12.56	1.72

**Cumulative Performance to 30/09/20**

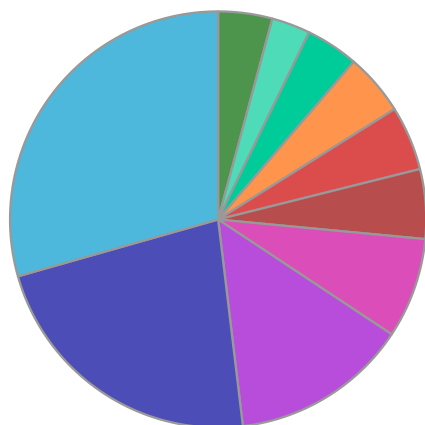
	1 Yr	2 Yrs	3 Yrs	4 Yrs	5 Yrs
Fund	0.53	4.73	7.61	13.26	-
Stock Sector Average	0.87	5.10	10.19	18.53	35.73

**Performance Analysis - Annualised 3 years**

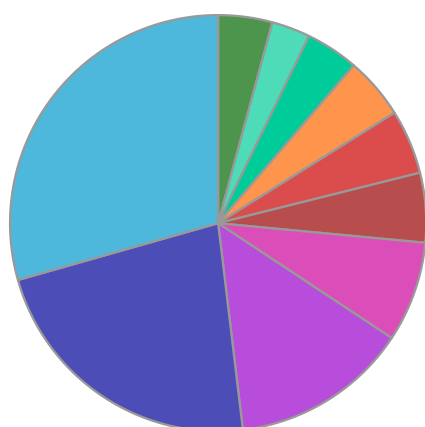
	Growth Rate %	Volatility	Alpha	Beta	Sharpe
Fund	2.48	6.94	-0.07	0.76	0.00
Stock Sector Average	3.29	9.09	0.00	1.00	0.00

**MGTS IBOSS 2 R Acc GBP**

**Fund Composition**



	(%)
Global Fixed Interest	29.40
Money Market	22.50
International Equities	13.80
UK Equities	7.80
International Equities	5.40
Global Emerging Market Equities	5.00
UK Equities	4.80
Europe ex UK Equities	4.10
Others	3.00
Others	4.20



	(%)
Not Specified	29.40
Money Market	22.50
International	13.80
UK	7.80
Others	5.40
Global Emerging Markets	5.00
UK	4.80
Europe ex UK	4.10
Not Specified	3.00
Others	4.20

\* Data supplied by fund managers regarding fixed interests funds may not specify yield type. As the provision of redemption yield is an FCA regulatory requirement Novia assumes these are used.

**Important Information**

Performance details and yields are as at 30/09/2020. Performance figures are inclusive of net reinvested income. Source: FE. This document is designed only for professional investors and experienced advisers. The value of investments and the income gained may fluctuate. Investors may not get back the full amount invested. Past performance is not a guide to the future.