

Davy Gbl Brands Eq M A£

Fund Information

Sector

Equity - International

Manager's Name

 Des Flood
CFA. Jonty Starbuck

Date Manager Appointed

Jun 2012

Launch Date

Jan 2016

Fund Size(£m)

N/A

Yield* (See page2)

0.00 %

XD Dates

N/A

Last Distribution

 N/A (XD Date)
N/A (Pay Date)
N/A(Distribution)

OCF

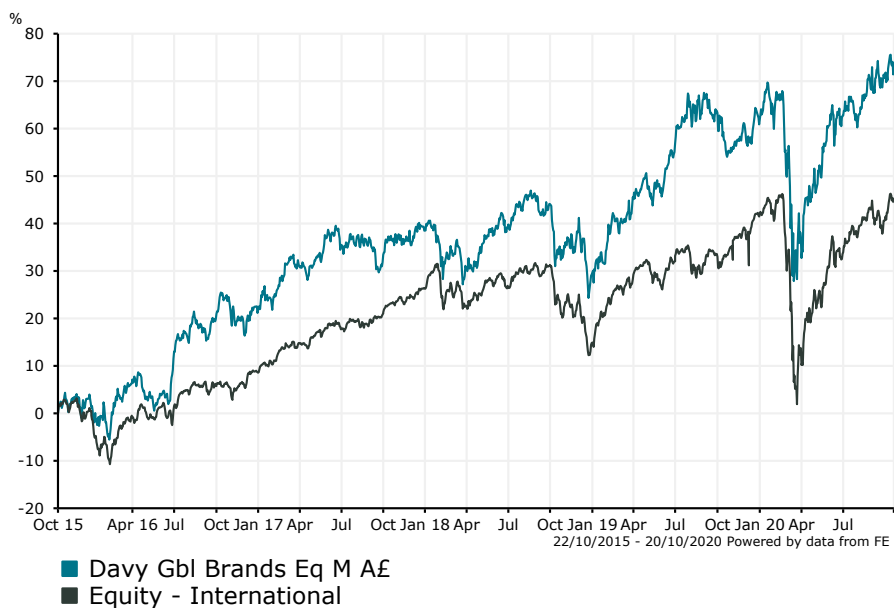
1.17 %

Fund Aim

The aim of the Global Brands Equity Fund is to achieve long-term capital growth through actively managed investments in companies which own some of the world's strongest brand names, and also in companies which own brands that may become the next great global brands.

Sector: Equity - International

Performance



Morningstar Analyst Rating
N/A

FE Crown Rating

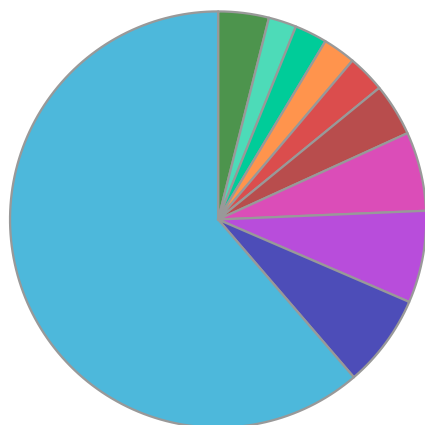

Discrete Performance - 12 months to 31/12/19					
	2019	2018	2017	2016	2015
Fund	24.45	-6.65	14.31	16.53	11.54
Stock Sector Average	23.18	-9.02	16.28	7.94	0.71

Cumulative Performance to 30/09/20					
	1 Yr	2 Yrs	3 Yrs	4 Yrs	5 Yrs
Fund	4.25	18.42	29.45	42.40	78.45
Stock Sector Average	5.37	7.38	16.26	33.08	47.64

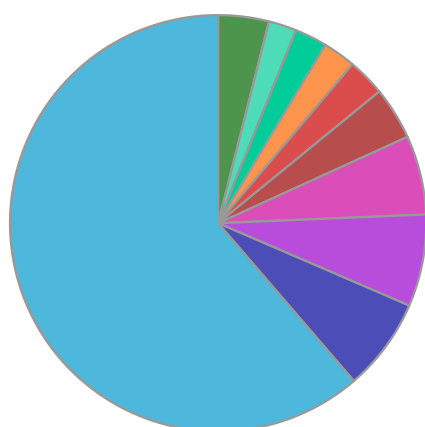
Performance Analysis - Annualised 3 years					
	Growth Rate %	Volatility	Alpha	Beta	Sharpe
Fund	8.98	14.06	4.85	0.79	0.39
Stock Sector Average	5.15	14.67	0.00	1.00	0.11

Davy Gbl Brands Eq M A£

Fund Composition



	(%)
US Equities	61.31
Swiss Equities	7.21
UK Equities	7.15
Chinese Equities	6.14
Japanese Equities	4.09
French Equities	2.93
Italian Equities	2.55
Belgian Equities	2.52
Dutch Equities	2.17
Others	3.93



	(%)
USA	61.31
Switzerland	7.21
UK	7.15
China	6.14
Japan	4.09
France	2.93
Italy	2.55
Belgium	2.52
Netherlands	2.17
Others	3.93

Largest Holdings

Holdings	(%)
ALPHABET INC	4.54
NIKE INC	4.39
ALIBABA GROUP HLDG LTD	4.10
ESTEE LAUDER COMPANIES INC	3.99
S&P GLOBAL INC	3.88

Holdings	(%)
BRITISH AMERICAN TOBACCO	3.87
ACCENTURE PLC	3.79
VISA INC	3.51
FACEBOOK INC	3.41
UNITED PARCEL SERVICE INC	3.39

* Data supplied by fund managers regarding fixed interests funds may not specify yield type. As the provision of redemption yield is an FCA regulatory requirement Novia assumes these are used.

Important Information

Performance details and yields are as at 30/09/2020. Performance figures are inclusive of net reinvested income. Source: FE. This document is designed only for professional investors and experienced advisers. The value of investments and the income gained may fluctuate. Investors may not get back the full amount invested. Past performance is not a guide to the future.