

Davy ESG Eq V I£

Fund Information

Sector
Equity - Ethical

Manager's Name
Des Flood
Brian Kennedy

Date Manager Appointed
Jan 2014

Launch Date
Jan 2016

Fund Size (£m)
£42.90

Yield* (See page2)
0.00 %

XD Dates
Sep 30, Mar 31

Last Distribution
30/09/20 (XD Date)
20/10/20 (Pay Date)
0.02(Distribution)

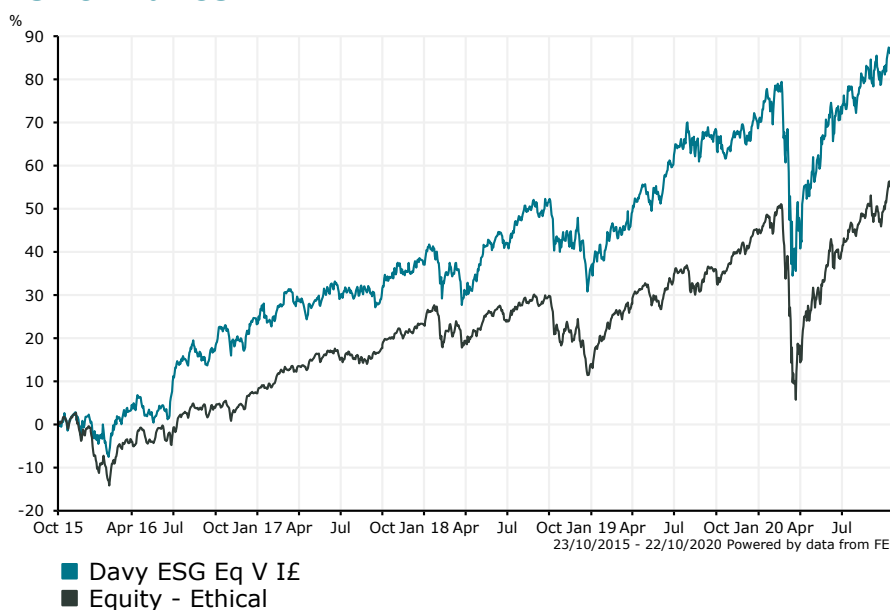
OCF
0.89 %

Fund Aim

The Davy ESG Equity Fund is suitable for investors who have a time horizon of at least five years and seek a fund that invests in a responsible manner in a range of global companies. The aim of the Fund is to achieve long-term capital growth. The objective is achieved using both quantitative and fundamental research that results in a portfolio of high-quality companies that exhibit strong environmental, social and governance characteristics.

Sector: Equity - Ethical

Performance



Morningstar Analyst Rating

N/A

FE Crown Rating



Discrete Performance - 12 months to 31/12/19

	2019	2018	2017	2016	2015
Fund	23.69	-0.55	11.26	20.45	6.10
Stock Sector Average	26.44	-7.44	14.87	7.95	3.15

Cumulative Performance to 30/09/20

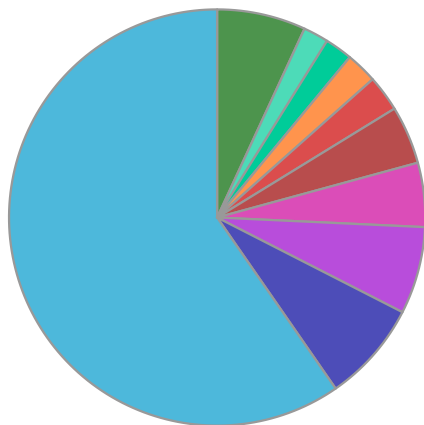
	1 Yr	2 Yrs	3 Yrs	4 Yrs	5 Yrs
Fund	7.93	20.02	39.99	55.03	94.34
Stock Sector Average	10.06	15.49	27.17	44.14	60.85

Performance Analysis - Annualised 3 years

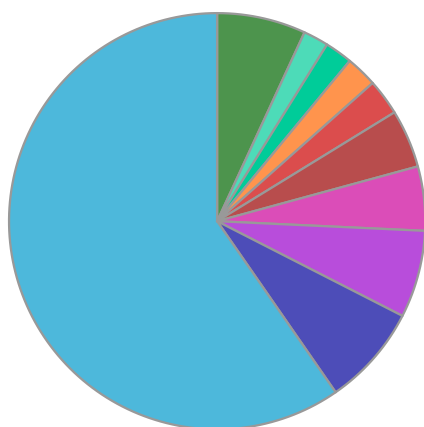
	Growth Rate %	Volatility	Alpha	Beta	Sharpe
Fund	11.87	12.65	4.99	0.79	0.66
Stock Sector Average	8.34	14.53	0.00	1.00	0.33

Davy ESG Eq V I£

Fund Composition



	(%)
US Equities	59.65
Japanese Equities	7.84
UK Equities	6.78
French Equities	4.98
German Equities	4.52
Spanish Equities	2.80
Swedish Equities	2.44
Dutch Equities	2.14
Money Market	1.96
Others	6.90



	(%)
USA	59.65
Japan	7.84
UK	6.78
France	4.98
Germany	4.52
Spain	2.80
Sweden	2.44
Netherlands	2.14
Money Market	1.96
Others	6.90

Largest Holdings

Holdings	(%)
MICROSOFT CORP	6.27
APPLE INC	5.38
ALPHABET INC	5.07
VISA INC	3.58
IBERDROLA SA	2.80

Holdings	(%)
HOME DEPOT INC	2.54
NIKE INC	2.32
DEUTSCHE BORSE AG	2.24
HOLOGIC INC	2.20
THERMO FISHER SCIENTIFIC INC	2.19

* Data supplied by fund managers regarding fixed interests funds may not specify yield type. As the provision of redemption yield is an FCA regulatory requirement Novia assumes these are used.

Important Information

Performance details and yields are as at 30/09/2020. Performance figures are inclusive of net reinvested income. Source: FE. This document is designed only for professional investors and experienced advisers. The value of investments and the income gained may fluctuate. Investors may not get back the full amount invested. Past performance is not a guide to the future.