

## Davy Defensive Eq Inc H I£

### Fund Information

**Sector**

Equity - International

**Manager's Name**

Davy Asset Management

Mark Seavers

Jonathan Linnane

**Date Manager Appointed**

Sep 2011

**Launch Date**

Jan 2016

**Fund Size(£m)**

£16.90

**Yield\*** (See page2)

0.00 %

**XD Dates**

Sep 30, Mar 31

**Last Distribution**

30/09/20 (XD Date)

20/10/20 (Pay Date)

0.02(Distribution)

**OCF**

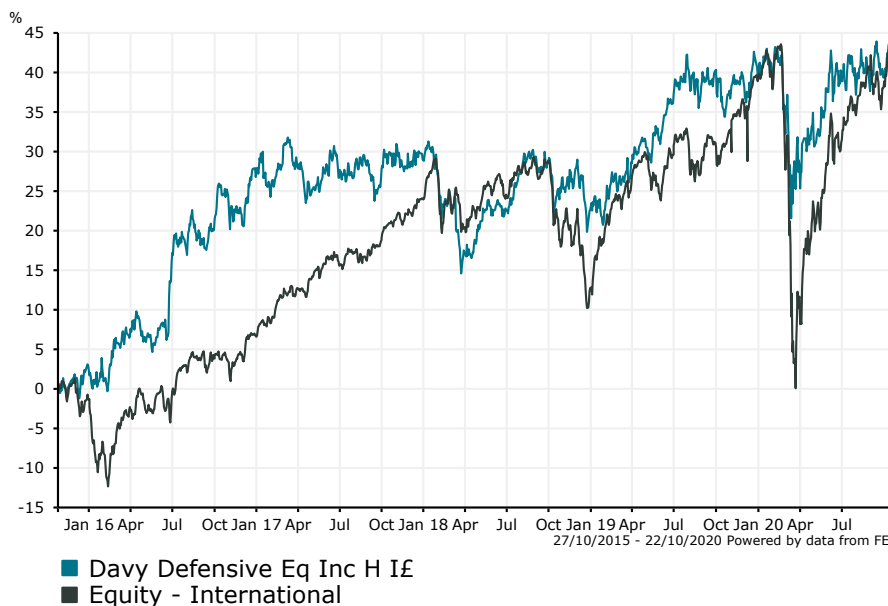
1.05 %

### Fund Aim

To provide investors with long-term capital growth, with reduced levels of volatility compared to global equity markets. The Fund reduces risk by investing in large global companies that pay out above average dividend yields compared to other companies in their sector. The Fund employs an investment policy which provides for some downside protection against significant market falls.

**Sector:** Equity - International

### Performance



**Morningstar Analyst Rating**  
N/A

**FE Crown Rating**  

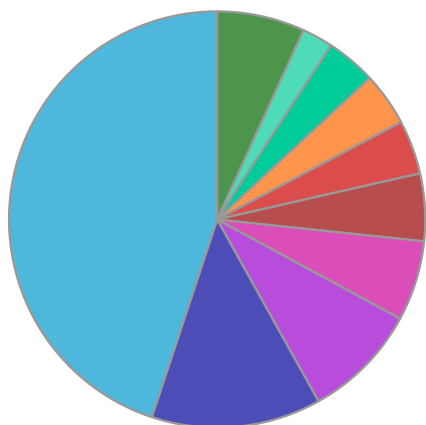

Discrete Performance - 12 months to 31/12/19					
	2019	2018	2017	2016	2015
Fund	13.81	-4.93	1.73	23.18	0.67
Stock Sector Average	23.18	-9.02	16.28	7.94	0.71

Cumulative Performance to 30/09/20					
	1 Yr	2 Yrs	3 Yrs	4 Yrs	5 Yrs
Fund	-0.65	8.29	10.23	15.99	42.66
Stock Sector Average	5.37	7.38	16.26	33.08	47.64

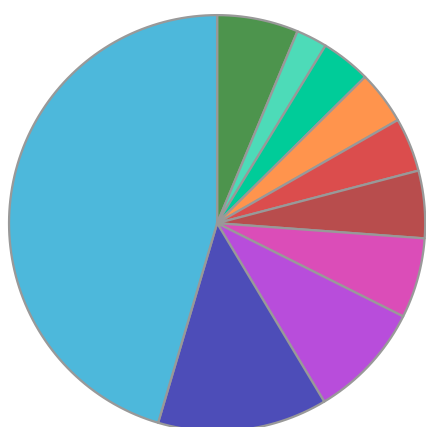
Performance Analysis - Annualised 3 years					
	Growth Rate %	Volatility	Alpha	Beta	Sharpe
Fund	3.30	8.33	1.24	0.39	0.00
Stock Sector Average	5.15	14.67	0.00	1.00	0.11

**Davy Defensive Eq Inc H I£**

**Fund Composition**



	(%)
US Equities	44.91
Swiss Equities	13.18
French Equities	9.00
Money Market	6.23
UK Equities	5.23
Dutch Equities	4.19
Taiwanese Equities	4.15
German Equities	3.87
Japanese Equities	2.41
Others	6.82



	(%)
USA	45.42
Switzerland	13.18
France	9.00
Money Market	6.23
UK	5.23
Netherlands	4.19
Taiwan	4.15
Germany	3.87
Japan	2.41
Others	6.31

**Largest Holdings**

Holdings	(%)
MICROSOFT CORP	4.41
TAIWAN SEMICONDUCTOR MANUFACTURING	4.15
PROCTER & GAMBLE CO	3.45
JOHNSON & JOHNSON	3.32
NESTLE SA	3.12

Holdings	(%)
MERCK & CO INC(NEW)	3.10
UNITED PARCEL SERVICE INC	2.71
JPMORGAN CHASE & CO	2.67
UNILEVER	2.54
ROCHE HLDG AG	2.50

\* Data supplied by fund managers regarding fixed interests funds may not specify yield type. As the provision of redemption yield is an FCA regulatory requirement Novia assumes these are used.

**Important Information**

Performance details and yields are as at 30/09/2020. Performance figures are inclusive of net reinvested income. Source: FE. This document is designed only for professional investors and experienced advisers. The value of investments and the income gained may fluctuate. Investors may not get back the full amount invested. Past performance is not a guide to the future.