

ACUMEN Income Portfolio X Inc

Fund Information

Sector

IA Mixed Investment 20-60% Shares

Manager's Name

 Christopher Peel
John Leiper

Date Manager Appointed

Jan 2016

Launch Date

Jan 2016

Fund Size(£m)

£21.25

Yield* (See page2)

2.40 %

XD Dates

Jul 31, Apr 30, Jan 31, Oct 31

Last Distribution

31/07/20 (XD Date)

30/09/20 (Pay Date)

0.93(Distribution)

OCF

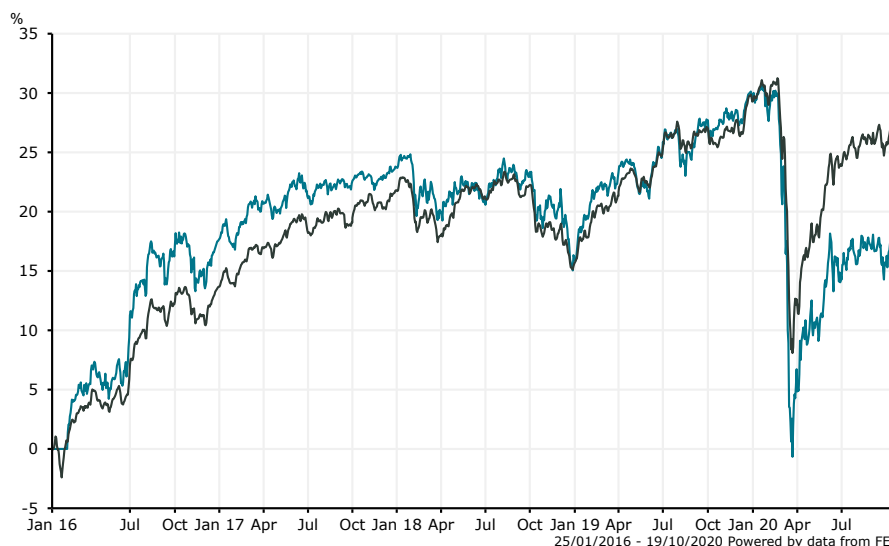
1.17 %

Fund Aim

The aim of the Fund is to provide income, that is money paid out from investments such as dividends from shares and interest from bonds, with the potential for some increase, over a minimum of 5 years, in the value of an investment.

Sector: IA Mixed Investment 20-60% Shares

Performance



■ ACUMEN Income Portfolio X Inc
■ IA Mixed Investment 20-60% Shares

Morningstar Analyst Rating

N/A

FE Crown Rating

Discrete Performance - 12 months to 31/12/19

	2019	2018	2017	2016	2015
Fund	11.16	-6.03	5.34	-	-
Stock Sector Average	11.84	-5.10	7.16	10.32	1.21

Cumulative Performance to 30/09/20

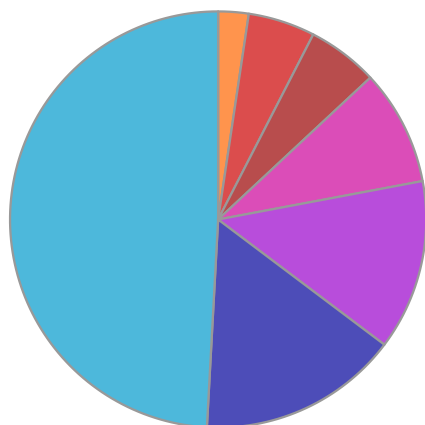
	1 Yr	2 Yrs	3 Yrs	4 Yrs	5 Yrs
Fund	-9.56	-6.08	-5.63	-0.65	-
Stock Sector Average	-1.19	2.77	5.45	11.94	25.49

Performance Analysis - Annualised 3 years

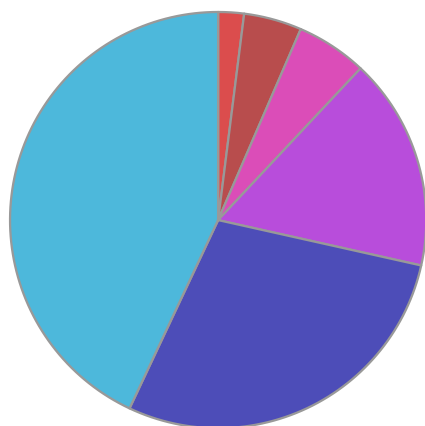
	Growth Rate %	Volatility	Alpha	Beta	Sharpe
Fund	-1.91	9.75	-3.74	1.11	-0.01
Stock Sector Average	1.78	8.49	0.00	1.00	0.00

ACUMEN Income Portfolio X Inc

Fund Composition



	(%)
North America	49.14
Europe ex UK	15.59
UK	13.23
International	8.98
Money Market	5.50
Asia Pacific ex Japan	5.20
Japan	2.36



	(%)
Global Developed Equities	43.00
Global Corporate Fixed Interest	28.50
Global Government Fixed Interest	16.50
Money Market	5.50
Global Emerging Market Equities	4.50
Global Emerging Market Fixed Interest	2.00

Largest Holdings

Holdings	(%)
ISHARES \$ SHORT DURATION HIGH YIELD CORP BOND	-
VANGUARD FTSE ALL-WORLD HIGH DIVIDEND YIELD	-
ISHARES UK DIVIDEND UCITS ETF GBP	-
ISHARES EURO DIVIDEND	-
ISHARES MSCI USA DIVIDEND IQ	-

* Data supplied by fund managers regarding fixed interests funds may not specify yield type. As the provision of redemption yield is an FCA regulatory requirement Novia assumes these are used.

Important Information

Performance details and yields are as at 30/09/2020. Performance figures are inclusive of net reinvested income. Source: FE. This document is designed only for professional investors and experienced advisers. The value of investments and the income gained may fluctuate. Investors may not get back the full amount invested. Past performance is not a guide to the future.