

## Allianz TR Asian Equity C Acc

### Fund Information

**Sector**

IA Asia Pacific Excluding Japan

**Manager's Name**

Yuming Pan

**Date Manager Appointed**

Oct 2013

**Launch Date**

Feb 2016

**Fund Size(£m)**

£66.91

**Yield\*** (See page2)

0.56 %

**XD Dates**

May 01, Nov 01

**Last Distribution**

01/05/20 (XD Date)

30/06/20 (Pay Date)

0.53(Distribution)

**OCF**

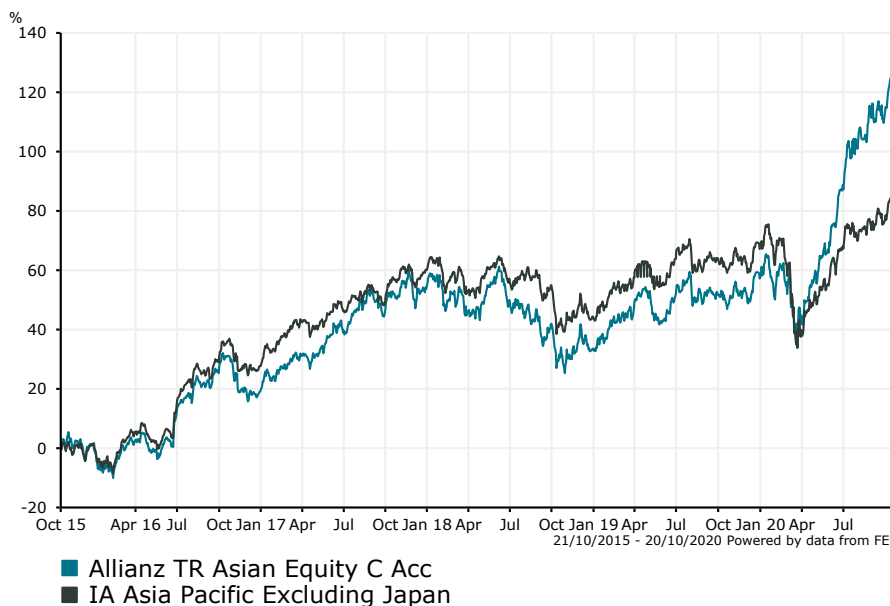
1.06 %

### Fund Aim

The Fund aims to maximise total return through dividend yield and capital appreciation by investing in high yielding or undervalued securities of companies in Asia, excluding Japan. Investors should be aware that the Fund's capital is at risk and there is no guarantee that the Fund will achieve its investment objective over any particular period or at all.

**Sector:** IA Asia Pacific Excluding Japan

### Performance


**Morningstar Analyst Rating**

N/A

**FE Crown Rating**

**Discrete Performance - 12 months to 31/12/19**

	2019	2018	2017	2016	2015
Fund	17.65	-13.07	29.09	17.78	-3.49
Stock Sector Average	15.78	-9.81	25.34	25.66	-3.35

**Cumulative Performance to 30/09/20**

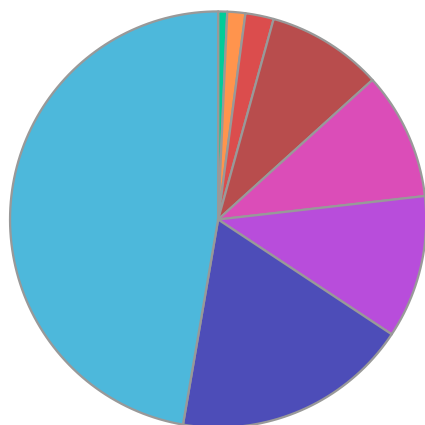
	1 Yr	2 Yrs	3 Yrs	4 Yrs	5 Yrs
Fund	40.41	50.32	46.66	70.06	127.58
Stock Sector Average	8.10	14.19	18.58	37.14	87.72

**Performance Analysis - Annualised 3 years**

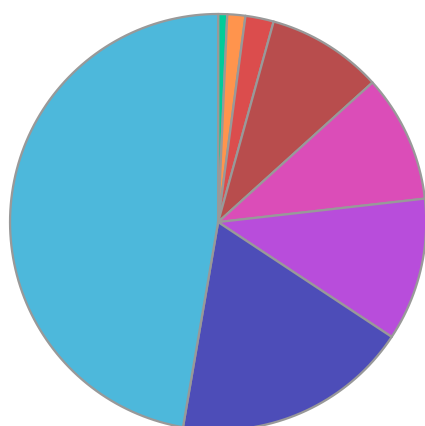
	Growth Rate %	Volatility	Alpha	Beta	Sharpe
Fund	13.62	16.66	7.48	1.03	0.61
Stock Sector Average	5.85	14.37	0.00	1.00	0.16

**Allianz TR Asian Equity C Acc**

**Fund Composition**



	(%)
Chinese Equities	47.30
Taiwanese Equities	18.40
Indian Equities	11.10
Hong Kong Equities	9.90
South Korean Equities	9.00
Thai Equities	2.20
Philippine Equities	1.40
Indonesian Equities	0.70



	(%)
China	47.30
Taiwan	18.40
India	11.10
Hong Kong	9.90
Korea	9.00
Thailand	2.20
Philippines	1.40
Indonesia	0.70

**Largest Holdings**

Holdings	(%)
ALIBABA GROUP HLDG LTD	9.70
TAIWAN SEMICONDUCTOR CO	9.61
TENCENT HLDGS LTD	9.37
RELIANCE INDUSTRIES	5.94
HONG KONG EXCHANGES & CLEARING	4.21

Holdings	(%)
HDFC BANK LTD-ADR	3.94
TAL EDUCATION GROUP	3.52
PING AN INSURANCE(GR)CO OF CHINA	3.38

\* Data supplied by fund managers regarding fixed interests funds may not specify yield type. As the provision of redemption yield is an FCA regulatory requirement Novia assumes these are used.

**Important Information**

Performance details and yields are as at 30/09/2020. Performance figures are inclusive of net reinvested income. Source: FE. This document is designed only for professional investors and experienced advisers. The value of investments and the income gained may fluctuate. Investors may not get back the full amount invested. Past performance is not a guide to the future.