

Royal London **GMAP Adventurous M Acc**

Fund Information

Sector

IA Mixed Investment 40-85% Shares

Manager's Name

Trevor Greetham

Date Manager Appointed

Mar 2016

Launch Date

Mar 2016

Fund Size(£m)

£190.91

Yield* (See page2)

1.35 %

XD Dates

Jul 01, Jan 02

Last Distribution

01/07/20 (XD Date)

28/08/20 (Pay Date)

0.90(Distribution)

TER

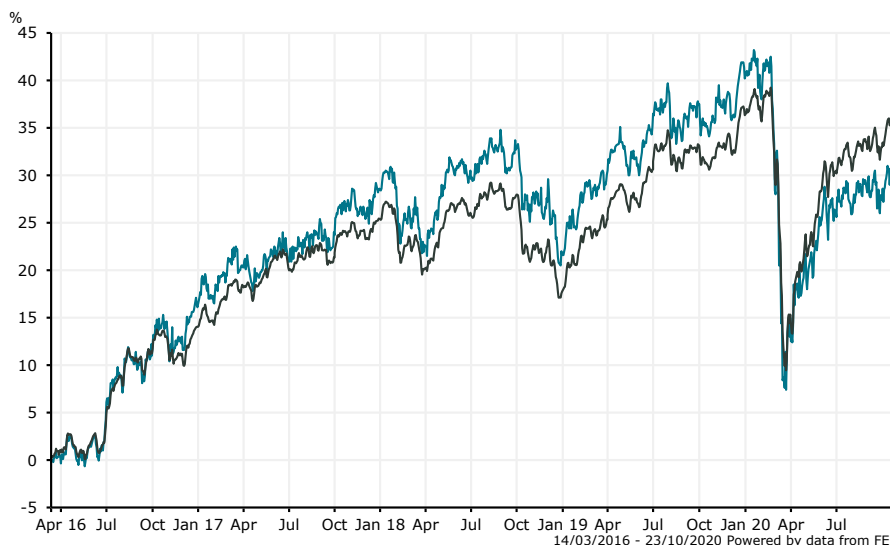
-

Fund Aim

The Fund's investment objective is to achieve capital growth over the course of a market cycle, which should be considered as a period of 6–7 years, by investing at least 80% in other funds, known as collective investment schemes. The Fund aims to achieve a relatively high level of risk and return relative to the other funds in the Royal London Global Multi-Asset Portfolio (GMAP) range.

Sector: IA Mixed Investment 40-85% Shares

Performance



■ Royal London GMAP Adventurous M Acc
■ IA Mixed Investment 40-85% Shares

Morningstar Analyst Rating

N/A

FE Crown Rating

Discrete Performance - 12 months to 31/12/19

	2019	2018	2017	2016	2015
Fund	15.30	-5.44	10.77	-	-
Stock Sector Average	15.78	-6.11	9.98	12.87	2.66

Cumulative Performance to 30/09/20

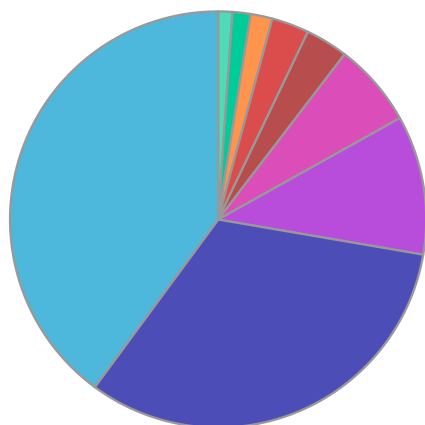
	1 Yr	2 Yrs	3 Yrs	4 Yrs	5 Yrs
Fund	-7.28	-3.99	2.74	14.77	-
Stock Sector Average	-0.19	4.00	9.56	19.52	37.92

Performance Analysis - Annualised 3 years

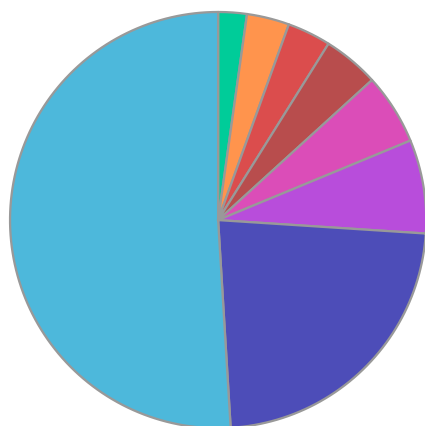
	Growth Rate %	Volatility	Alpha	Beta	Sharpe
Fund	0.91	10.98	-2.08	0.99	0.00
Stock Sector Average	3.09	10.81	0.00	1.00	0.00

Royal London **GMAP Adventurous M Acc**

Fund Composition



	(%)
International Equities	39.90
UK Equities	32.40
Property	10.80
Commodity & Energy	6.50
Money Market	3.30
Global Investment Grade Fixed Interest	2.90
Global Index Linked	1.70
Sovereign Bond	1.40
Global High Yield Fixed Interest	1.10



	(%)
UK	50.96
North America	23.01
Others	7.27
Global Emerging Markets	5.51
Europe ex UK	4.35
Japan	3.38
Money Market	3.30
Pacific ex-Japan	2.22

Largest Holdings

Holdings	(%)
RL UK ALL SHARE TRACKER FUND	26.20
RL US INDEX TRACKER FUND	17.60
RL PROPERTY FEEDER FUND (PAIF)	8.70
RL SHORT TERM MONEY MARKET FUND	6.80
COMMODITIES ETF	6.50

Holdings	(%)
RL EUROPE EX UK TRACKER FUND	4.80
RL FTSE 350 TRACKER FUND	3.30
VANGUARD FTSE FD - EMERGING MARKETS ETF	3.10
RL JAPAN TRACKER FUND	2.60
RL ASIA PACIFIC EX JAPAN TRACKER	2.50

* Data supplied by fund managers regarding fixed interests funds may not specify yield type. As the provision of redemption yield is an FCA regulatory requirement Novia assumes these are used.

Important Information

Performance details and yields are as at 30/09/2020. Performance figures are inclusive of net reinvested income. Source: FE. This document is designed only for professional investors and experienced advisers. The value of investments and the income gained may fluctuate. Investors may not get back the full amount invested. Past performance is not a guide to the future.