

VT Sorbus Vector A

Fund Information

Sector

IA UK All Companies

Manager's Name

N/A

Date Manager Appointed

N/A

Launch Date

Apr 2016

Fund Size (£m)

£38.24

Yield* (See page2)

0.51 %

XD Dates

Mar 31, Sep 30

Last Distribution

31/03/20 (XD Date)

29/05/20 (Pay Date)

0.79(Distribution)

OCF

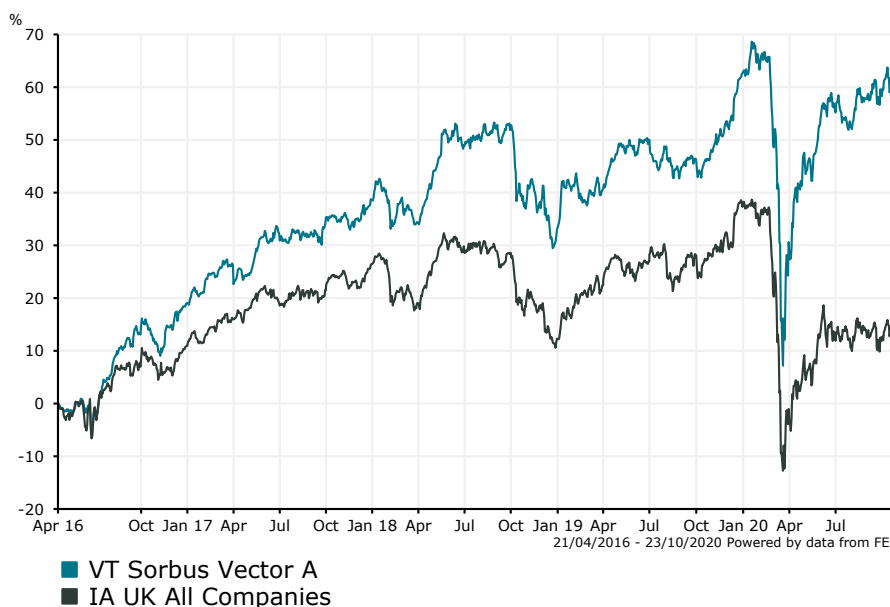
1.14 %

Fund Aim

The investment objective of the Sorbus Vector Fund is to generate income and capital growth. The Company will aim to meet its objectives by investing primarily in equities. In addition to investing in equities, the sub-fund may also invest in other transferable securities, collective investment schemes, money market instruments, deposits, cash and near cash. There is no particular emphasis on any geographical area or industry or economic sector. Derivatives and forward transactions may be held for efficient portfolio management purposes.

Sector: IA UK All Companies

Performance



Morningstar Analyst Rating

N/A

FE Crown Rating



Discrete Performance - 12 months to 31/12/19

	2019	2018	2017	2016	2015
Fund	22.30	-4.05	16.45	-	-
Stock Sector Average	22.24	-11.19	13.99	10.82	4.86

Cumulative Performance to 30/09/20

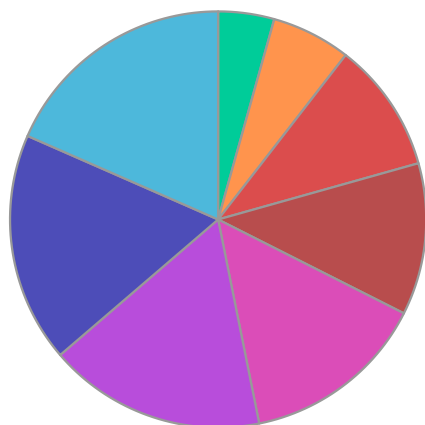
	1 Yr	2 Yrs	3 Yrs	4 Yrs	5 Yrs
Fund	8.09	4.24	18.07	39.99	-
Stock Sector Average	-12.76	-12.78	-7.95	4.61	16.90

Performance Analysis - Annualised 3 years

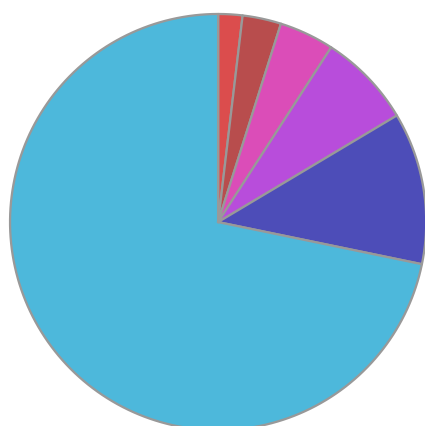
	Growth Rate %	Volatility	Alpha	Beta	Sharpe
Fund	5.69	16.31	8.31	0.89	0.13
Stock Sector Average	-2.72	16.89	0.00	1.00	-0.01

VT Sorbus Vector A

Fund Composition



	(%)
Consumer Staples	18.42
Consumer Discretionary	17.86
Financials	16.88
Health Care	14.39
Cash & Cash Equivalents	11.80
Industrials	10.14
Information Technology	6.15
Communications	4.35



	(%)
UK Equities	71.75
Cash & Cash Equivalents	11.80
Israeli Equities	7.30
Canadian Equities	4.26
Singapore Equities	3.00
Irish Equities	1.88

Largest Holdings

Holdings	(%)
DUNELM GROUP PLC	6.38
PLUS500 LTD	5.31
BURBERRY GROUP	4.60
FEVERTREE DRINKS PLC	4.50
HARGREAVES LANSDOWN PLC	4.32

Holdings	(%)
BAUSCH HEALTH COMPANIES INC	4.26
BLANCCO TECHNOLOGY GROUP PLC	3.95
ANGLO-EASTERN PLANTATIONS	3.93
DIALIGHT	3.82
IG GROUP HLDGS	3.73

* Data supplied by fund managers regarding fixed interests funds may not specify yield type. As the provision of redemption yield is an FCA regulatory requirement Novia assumes these are used.

Important Information

Performance details and yields are as at 30/09/2020. Performance figures are inclusive of net reinvested income. Source: FE. This document is designed only for professional investors and experienced advisers. The value of investments and the income gained may fluctuate. Investors may not get back the full amount invested. Past performance is not a guide to the future.