

Janus Henderson **ErpGt I A**

Fund Information

Sector

IA Europe Excluding UK

Manager's Name

 Simon Rowe
 Marc Scharz

Date Manager Appointed

Apr 2009

Launch Date

Jul 2001

Fund Size(£m)

£824.29

Yield* (See page2)

1.30 %

XD Dates

Sep 01

Last Distribution

01/09/20 (XD Date)

30/10/20 (Pay Date)

7.62(Distribution)

OCF

0.84 %

Morningstar Analyst Rating

N/A

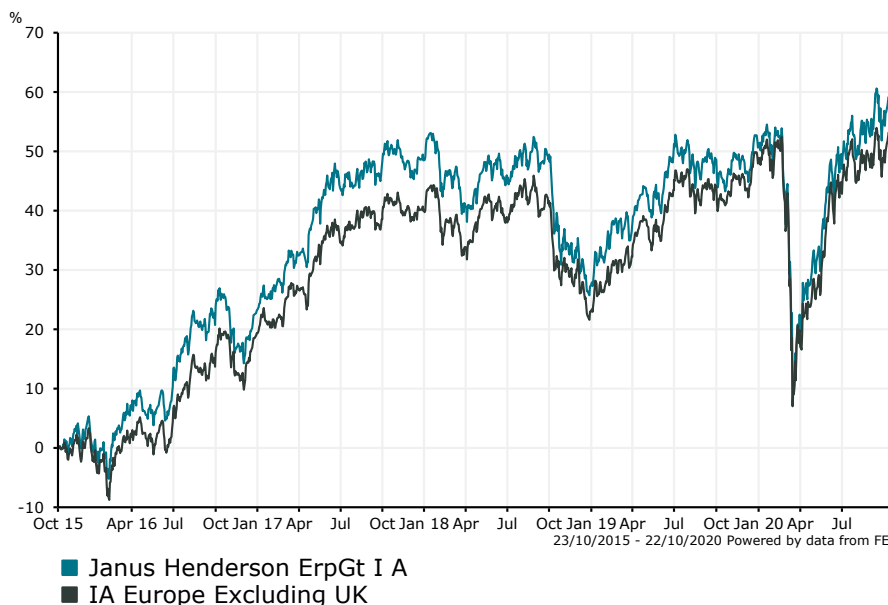
FE Crown Rating


Fund Aim

The Fund aims to provide capital growth over the long term. Performance target: To outperform the FTSE World Europe Ex UK Index, after the deduction of charges, over any 5 year period. The Fund invests at least 80% of its assets in shares (also known as equities) of companies, in any industry, in Europe (excluding UK). Companies will be incorporated, headquartered, listed on an exchange in, or deriving significant revenue from, this region. The Fund will normally have a strong bias towards medium sized companies. The Fund is actively managed with reference to the FTSE World Europe Ex UK Index, which is broadly representative of the companies in which it may invest, as this forms the basis of the Fund's performance target. The investment manager has discretion to choose investments for the Fund with weightings different to the index or not in the index. As an additional means of assessing the performance of the Fund, the IA Europe ex UK sector average, which is based on a peer group of broadly similar funds, may also provide a useful comparator.

Sector: IA Europe Excluding UK

Performance



Discrete Performance - 12 months to 31/12/19

	2019	2018	2017	2016	2015
Fund	18.30	-14.25	20.59	18.00	12.12
Stock Sector Average	20.33	-12.16	17.29	16.41	9.27

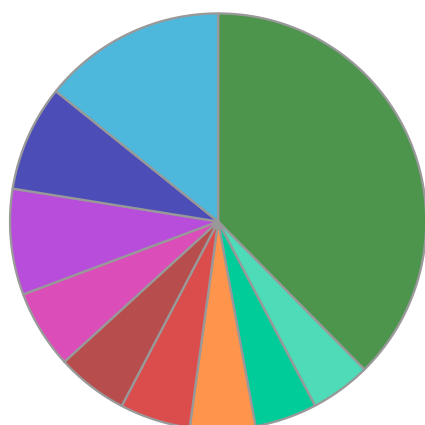
Cumulative Performance to 30/09/20

	1 Yr	2 Yrs	3 Yrs	4 Yrs	5 Yrs
Fund	4.34	4.38	5.37	28.53	62.78
Stock Sector Average	3.06	5.28	7.27	30.74	54.80

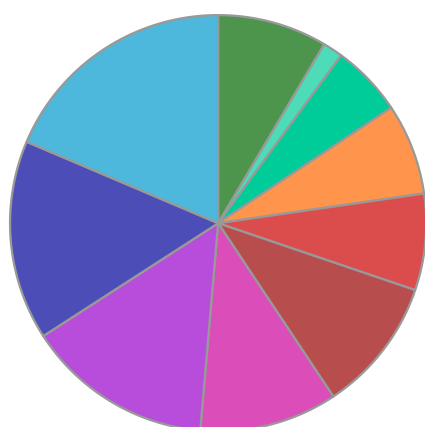
Performance Analysis - Annualised 3 years

	Growth Rate %	Volatility	Alpha	Beta	Sharpe
Fund	1.76	14.47	-0.57	1.01	0.00
Stock Sector Average	2.37	14.03	0.00	1.00	0.00

Fund Composition



	(%)
Biotechnology/Medical	14.23
Industrials	8.24
Chemicals	8.22
Support Services	6.08
Software	5.56
Insurance	5.48
Food Producers	5.06
Banks	4.83
Media	4.70
Others	37.59



	(%)
German Equities	18.60
Dutch Equities	15.52
French Equities	14.51
Swiss Equities	10.71
Finnish Equities	10.45
UK Equities	7.49
Danish Equities	7.09
Swedish Equities	5.56
US Equities	1.55
Others	8.52

Largest Holdings

Holdings	(%)
NESTLE SA	3.67
NOVO-NORDISK AS	3.00
AKZO NOBEL NV	2.95
SAMPO CORP	2.80
CARLSBERG	2.74

Holdings	(%)
ASR NEDERLAND NV	2.67
BAYER AG	2.65
ROCHE HLDG AG	2.63
SANOFI	2.54
UPM-KYMMENE OYJ	2.42

* Data supplied by fund managers regarding fixed interests funds may not specify yield type. As the provision of redemption yield is an FCA regulatory requirement Novia assumes these are used.

Important Information

Performance details and yields are as at 30/09/2020. Performance figures are inclusive of net reinvested income. Source: FE. This document is designed only for professional investors and experienced advisers. The value of investments and the income gained may fluctuate. Investors may not get back the full amount invested. Past performance is not a guide to the future.