

ASI Emerging Markets Bd I Inc

Fund Information

Sector

IA Global EM Bonds - Blended

Manager's Name

Global Emerging Market Debt Team

Date Manager Appointed

Sep 2018

Launch Date

Oct 2012

Fund Size (£m)

£54.20

Yield* (See page2)

3.70 %

XD Dates

Sep 01, Aug 03, Jul 01, Jun 01

Last Distribution

01/09/20 (XD Date)

30/09/20 (Pay Date)

0.27(Distribution)

OCF

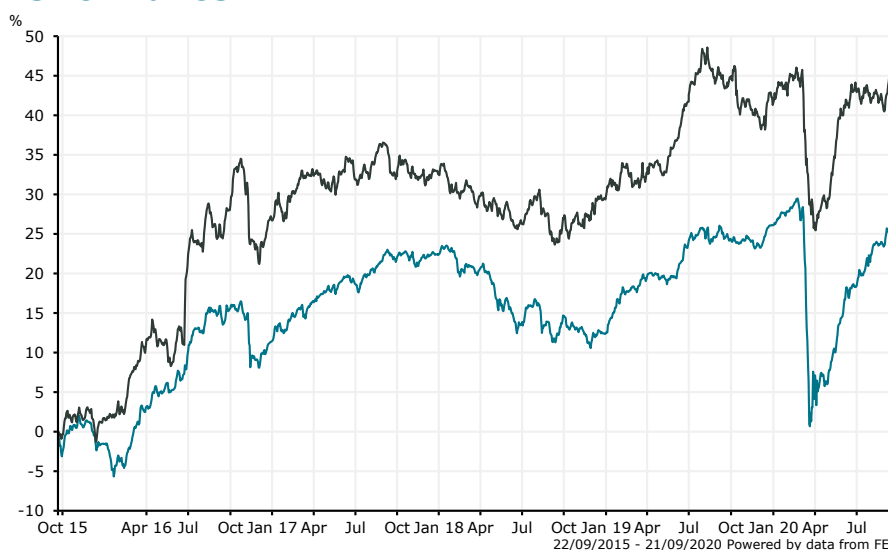
0.91 %

Fund Aim

To generate income and some growth over the longer term (5 years or more) by investing in emerging markets corporate and/or government bonds. Please note: Our factsheets will be fully updated to reflect the 7 August 2019 changes to the Investment Objective and Policy, including benchmark use, shortly. In the interim, please see the KIID which can be found at <https://www.aberdeenstandard.com/en/uk/investor/fund-centre#literature> for full up to date information.

Sector: IA Global EM Bonds - Blended

Performance



■ ASI Emerging Markets Bd I Inc
■ IA Global EM Bonds - Blended

Morningstar Analyst Rating

N/A

FE Crown Rating

Discrete Performance - 12 months to 31/12/19

	2019	2018	2017	2016	2015
Fund	12.20	-8.14	9.83	13.17	-4.35
Stock Sector Average	9.24	-2.41	4.54	24.80	-5.04

Cumulative Performance to 31/08/20

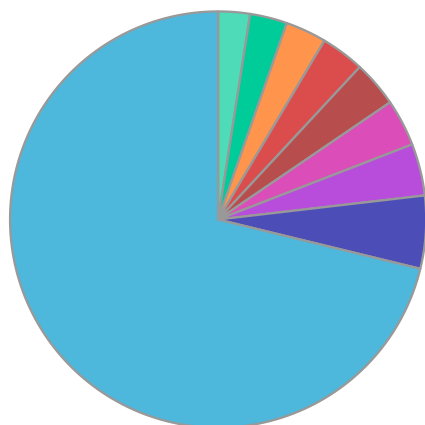
	1 Yr	2 Yrs	3 Yrs	4 Yrs	5 Yrs
Fund	-1.17	9.72	1.14	7.06	23.45
Stock Sector Average	-3.05	12.44	2.87	11.63	38.84

Performance Analysis - Annualised 3 years

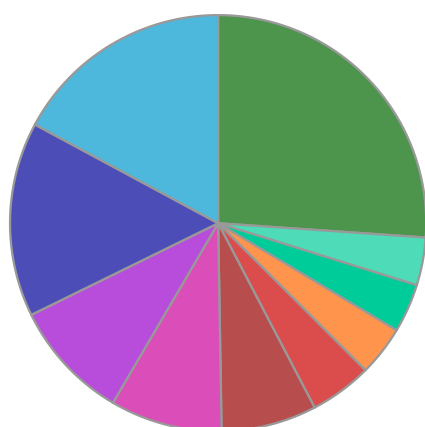
	Growth Rate %	Volatility	Alpha	Beta	Sharpe
Fund	0.38	12.81	-0.32	1.04	0.00
Stock Sector Average	0.95	10.62	0.00	1.00	0.00

ASI Emerging Markets Bd I Inc

Fund Composition



	(%)
UK	93.23
Indonesia	7.40
Mexico	5.28
United Arab Emirates	4.77
Ukraine	4.67
Qatar	4.42
Egypt	4.17
Ecuador	3.78
Saudi Arabia	3.23
Others	-30.94



	(%)
African Government Fixed Interest	17.14
American Emerging Government Fixed Interest	15.12
Foreign Exchange	9.31
GCC Government Fixed Interest	8.70
European Emerging Government Fixed Interest	7.41
Indonesian Government Fixed Interest	4.84
Money Market	3.88
Mexican Corporate Fixed Interest	3.79
GCC Corporate Fixed Interest	3.72
Others	26.10

* Data supplied by fund managers regarding fixed interests funds may not specify yield type. As the provision of redemption yield is an FCA regulatory requirement Novia assumes these are used.

Important Information

Performance details and yields are as at 31/08/2020. Performance figures are inclusive of net reinvested income. Source: FE. This document is designed only for professional investors and experienced advisers. The value of investments and the income gained may fluctuate. Investors may not get back the full amount invested. Past performance is not a guide to the future.