

ASI European Hi Yield Bd I Acc

Fund Information

Sector

IA Sterling High Yield

Manager's Name

N/A

Date Manager Appointed

N/A

Launch Date

Oct 2012

Fund Size(£m)

£47.97

Yield* (See page2)

4.50 %

XD Dates

Sep 01, Aug 03, Jul 01, Jun 01

Last Distribution

01/09/20 (XD Date)

30/09/20 (Pay Date)

0.66(Distribution)

OCF

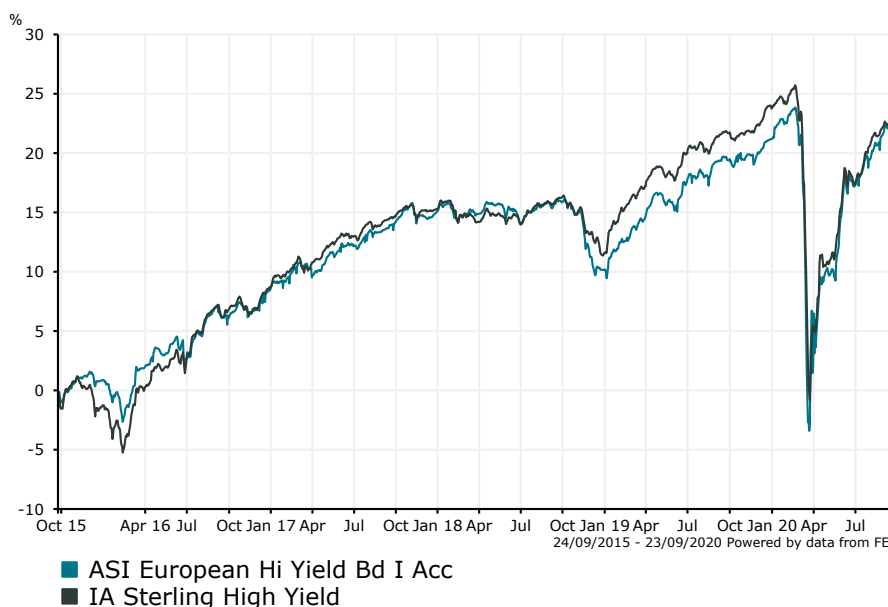
0.81 %

Fund Aim

To generate income and some growth over the long term (5 years or more) by investing in Sterling and Euro denominated sub-investment grade (high yield) corporate bonds. Please note: Our factsheets will be fully updated to reflect the 7 August 2019 changes to the Investment Objective and Policy, including benchmark use, shortly. In the interim, please see the KIID which can be found at <https://www.aberdeenstandard.com/en/uk/investor/fund-centre#literature> for full up to date information.

Sector: IA Sterling High Yield

Performance


Morningstar Analyst Rating

N/A

FE Crown Rating

Discrete Performance - 12 months to 31/12/19

	2019	2018	2017	2016	2015
Fund	9.97	-4.24	6.09	7.51	5.11
Stock Sector Average	10.91	-3.23	6.05	10.09	-0.66

Cumulative Performance to 31/08/20

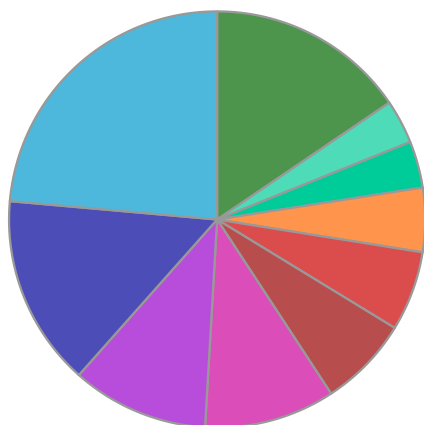
	1 Yr	2 Yrs	3 Yrs	4 Yrs	5 Yrs
Fund	1.86	4.93	7.13	13.67	21.72
Stock Sector Average	0.71	5.45	7.13	14.21	21.31

Performance Analysis - Annualised 3 years

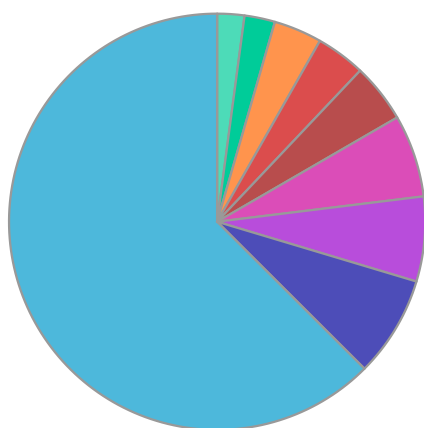
	Growth Rate %	Volatility	Alpha	Beta	Sharpe
Fund	2.32	11.16	-0.16	1.11	0.00
Stock Sector Average	2.32	9.87	0.00	1.00	0.00

ASI European Hi Yield Bd I Acc

Fund Composition



	(%)
UK Corporate Fixed Interest	23.59
US Corporate Fixed Interest	14.84
Dutch Corporate Fixed Interest	10.64
German Corporate Fixed Interest	10.15
Luxembourg Corporate Fixed Interest	7.05
French Corporate Fixed Interest	6.20
Italian Corporate Fixed Interest	4.98
Spanish Corporate Fixed Interest	3.62
Mexican Corporate Fixed Interest	3.41
Others	15.51



	(%)
UK	101.03
USA	12.67
Netherlands	10.64
Germany	10.35
Luxembourg	7.41
France	6.20
Italy	6.05
Spain	3.83
Mexico	3.41
Others	-61.59

Largest Holdings

Holdings	(%)
ZIGGO BOND CO BV 3.375% BDS 28/02/30 EUR100000REG S	2.60
NASSA TOPCO AS 2.875% SNR NTS 06/04/24 EUR100000 REG S	2.30
CYBG 8% VAR PERP GBP	2.00
RAC 5% 06/11/22 REGS GBP	1.90
PETROLEOS MEXICANOS 5.125% BDS 15/03/23 EUR100000	1.80

Holdings	(%)
BLITZ F18-674 GMBH 6% BDS 30/07/26 EUR100000	1.70
TELECOM ITALIA FINANCE 7.75% BDS 24/1/33 EUR1000	1.60
TEVA PHARMACEUTICAL FIN NETH II BV 4.5% BDS 01/03/25 EUR1000	1.60
MATTERHORN TELECOM SA 3.125% BDS 15/09/26 EUR100000	1.50
INTERNATIONAL GAME TECHNOLOGY 4.75% SNR 15/02/23 EUR1000144A	1.50

* Data supplied by fund managers regarding fixed interests funds may not specify yield type. As the provision of redemption yield is an FCA regulatory requirement Novia assumes these are used.

Important Information

Performance details and yields are as at 31/08/2020. Performance figures are inclusive of net reinvested income. Source: FE. This document is designed only for professional investors and experienced advisers. The value of investments and the income gained may fluctuate. Investors may not get back the full amount invested. Past performance is not a guide to the future.