

## Aegon Gbl Sust Eq B Acc GBP

### Fund Information

**Sector**  
Equity - Ethical

**Manager's Name**  
Malcolm McPartlin  
Andrei Kiselev

**Date Manager Appointed**  
May 2020

**Launch Date**  
Apr 2016

**Fund Size(£m)**  
£212.00

**Yield\*** (See page2)  
0.00 %

**XD Dates**  
N/A

**Last Distribution**  
N/A (XD Date)  
N/A (Pay Date)  
N/A(Distribution)

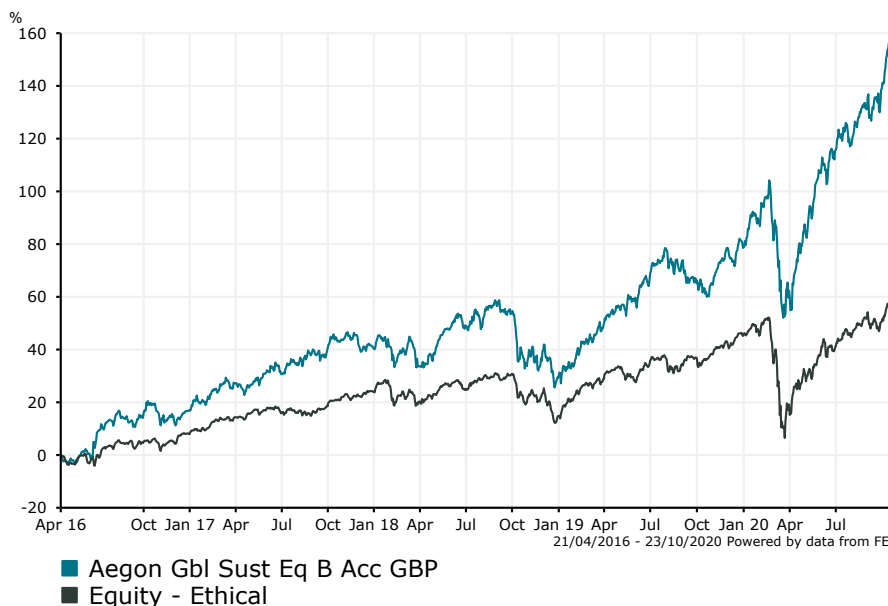
**OCF**  
0.85 %

### Fund Aim

The investment objective is to maximise total return (income plus capital).

**Sector:** Equity - Ethical

### Performance



Discrete Performance - 12 months to 31/12/19					
	2019	2018	2017	2016	2015
Fund	38.16	-8.11	20.24	-	-
Stock Sector Average	26.44	-7.44	14.87	7.95	3.15

Cumulative Performance to 30/09/20					
	1 Yr	2 Yrs	3 Yrs	4 Yrs	5 Yrs
Fund	44.64	55.23	71.31	109.50	-
Stock Sector Average	10.06	15.49	27.17	44.14	60.85

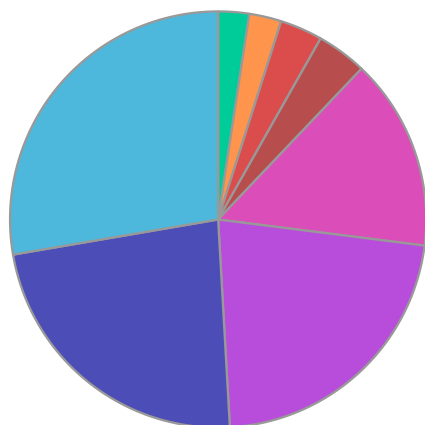
Performance Analysis - Annualised 3 years					
	Growth Rate %	Volatility	Alpha	Beta	Sharpe
Fund	19.65	19.24	10.56	1.08	0.84
Stock Sector Average	8.34	14.53	0.00	1.00	0.33

**Morningstar Analyst Rating**  
N/A

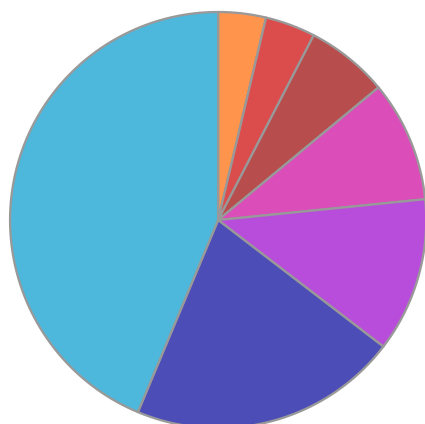
**FE Crown Rating**  


**Aegon Gbl Sust Eq B Acc GBP**

**Fund Composition**



	(%)
Information Technology	27.70
Health Care	23.20
Industrials	22.10
Consumer Discretionary	14.90
Money Market	3.90
Consumer Staples	3.30
Materials	2.50
Financials	2.40



	(%)
North American Equities	43.70
Europe ex UK Equities	20.90
UK Equities	12.00
Japanese Equities	9.40
Asia Pacific ex Japan Equities	6.40
Money Market	3.90
Global Emerging Market Equities	3.70

**Largest Holdings**

Holdings	(%)
KEYENCE CORP	4.34
BANDWIDTH INC	4.31
AMPLIFON SPA	4.31
KORNIT DIGITAL LTD	3.67
RELX PLC	3.60

Holdings	(%)
PLUG POWER INC	3.38
BADGER DAYLIGHTING LTD	3.17
ADIDAS AG	3.05
TESLA INC	3.03
ENDAVA PLC	2.81

\* Data supplied by fund managers regarding fixed interests funds may not specify yield type. As the provision of redemption yield is an FCA regulatory requirement Novia assumes these are used.

**Important Information**

Performance details and yields are as at 30/09/2020. Performance figures are inclusive of net reinvested income. Source: FE. This document is designed only for professional investors and experienced advisers. The value of investments and the income gained may fluctuate. Investors may not get back the full amount invested. Past performance is not a guide to the future.