

iShares DJGblSusScrdUETF £
Fund Information
Sector
Equity - Ethical

Manager's Name
BlackRock Asset Management Ireland Ltd

Date Manager Appointed
Feb 2011

Launch Date
Feb 2011

Fund Size (£m)
£339.04

Yield* (See page2)
0.00 %

XD Dates
N/A

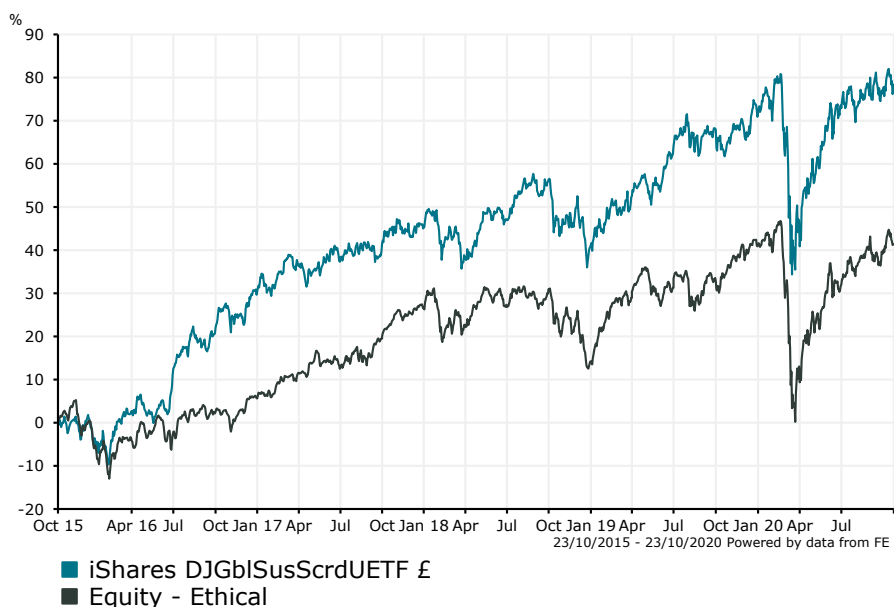
Last Distribution
N/A (XD Date)
N/A (Pay Date)
N/A(Distribution)

OCF
0.60 %

Fund Aim

The Fund seeks to track the performance of an index composed of companies globally which are leaders in the sustainability field.

Sector: Equity - Ethical

Performance


Morningstar Analyst Rating
N/A

FE Crown Rating

Discrete Performance - 12 months to 31/12/19

	2019	2018	2017	2016	2015
Fund	21.40	-2.93	11.85	28.61	1.30
Stock Sector Average	23.37	-9.76	19.74	5.45	-3.66

Cumulative Performance to 30/09/20

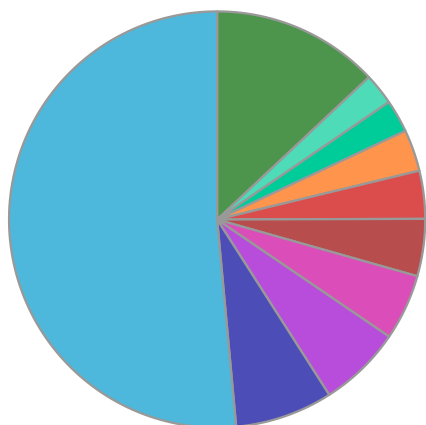
	1 Yr	2 Yrs	3 Yrs	4 Yrs	5 Yrs
Fund	4.77	12.98	26.16	46.06	88.43
Stock Sector Average	4.26	7.16	16.52	36.30	48.09

Performance Analysis - Annualised 3 years

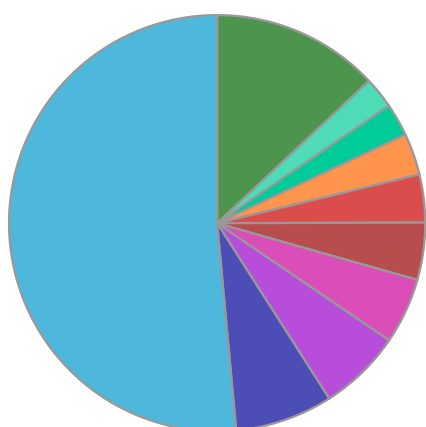
	Growth Rate %	Volatility	Alpha	Beta	Sharpe
Fund	8.05	12.87	4.12	0.72	0.35
Stock Sector Average	5.23	15.50	0.00	1.00	0.11

iShares DJGblSusScrdUETF £

Fund Composition



	(%)
US Equities	51.44
Japanese Equities	7.59
Swiss Equities	6.43
UK Equities	5.12
French Equities	4.44
Canadian Equities	3.72
German Equities	3.23
Australian Equities	2.54
Dutch Equities	2.44
Others	13.01



	(%)
USA	51.44
Japan	7.59
Switzerland	6.43
UK	5.12
France	4.44
Canada	3.72
Germany	3.23
Australia	2.54
Netherlands	2.44
Others	13.01

Largest Holdings

Holdings	(%)
MICROSOFT CORP	9.94
ALPHABET INC	2.86
NESTLE SA	2.15
VISA INC	2.14
NVIDIA CORP	1.96

Holdings	(%)
MASTERCARD INC	1.89
UNITEDHEALTH GROUP INC	1.77
TAIWAN SEMICONDUCTOR MANUFACTURING	1.64
ADOBE INC	1.47
ROCHE HLDG AG	1.47

* Data supplied by fund managers regarding fixed interests funds may not specify yield type. As the provision of redemption yield is an FCA regulatory requirement Novia assumes these are used.

Important Information

Performance details and yields are as at 30/09/2020. Performance figures are inclusive of net reinvested income. Source: FE. This document is designed only for professional investors and experienced advisers. The value of investments and the income gained may fluctuate. Investors may not get back the full amount invested. Past performance is not a guide to the future.