

## Sanlam High Income Real Return A £

### Fund Information

**Sector**

Absolute Return

**Manager's Name**

Peter Doherty

**Date Manager Appointed**

Apr 2016

**Launch Date**

Apr 2016

**Fund Size(£m)**

£35.50

**Yield\*** (See page2)

0.00 %

**XD Dates**

Jun 30, Mar 31, Dec 31, Sep 30

**Last Distribution**

30/06/20 (XD Date)

31/07/20 (Pay Date)

1.07(Distribution)

**OCF**

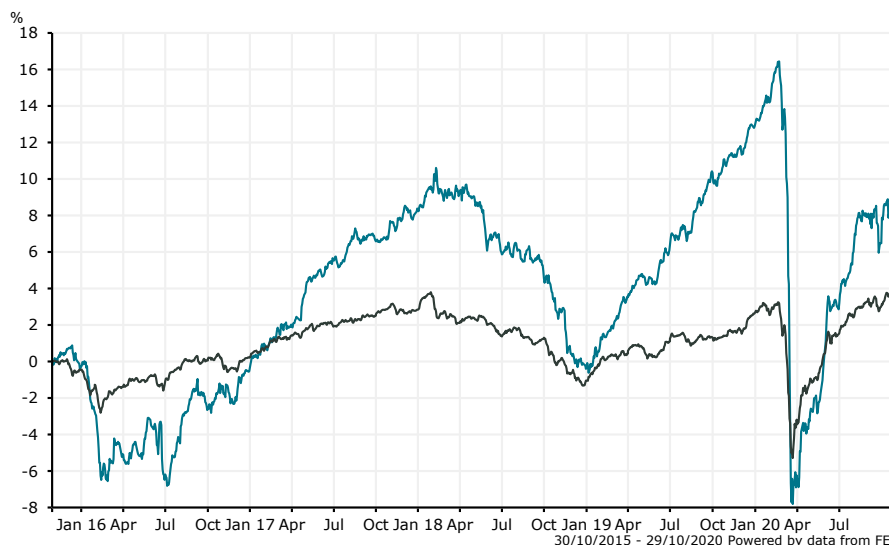
0.87 %

### Fund Aim

The Tideway High Income Real Return Fund employs a multi asset strategy centred around the generation of consistent high income through careful security selection combined with a high degree of diversification. The Fund aims to generate net income equivalent to UK Consumer Price Index plus 3% per annum on a rolling basis.

**Sector:** Absolute Return

### Performance



■ Sanlam High Income Real Return A £  
 ■ Absolute Return

**Morningstar Analyst Rating**

N/A

**FE Crown Rating**

**Discrete Performance - 12 months to 31/12/19**

	2019	2018	2017	2016	2015
Fund	13.33	-8.11	8.96	-0.12	0.60
Stock Sector Average	3.72	-3.78	2.62	0.66	0.69

**Cumulative Performance to 30/09/20**

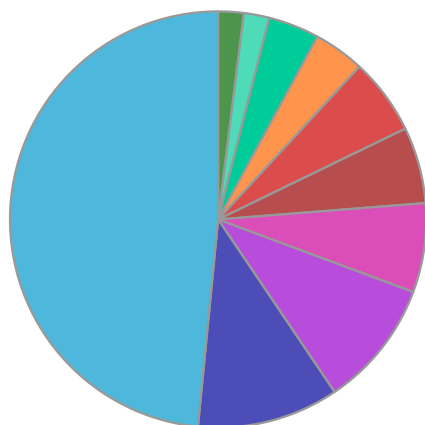
	1 Yr	2 Yrs	3 Yrs	4 Yrs	5 Yrs
Fund	-3.57	1.43	-0.16	9.39	5.99
Stock Sector Average	1.66	1.75	0.50	2.97	3.82

**Performance Analysis - Annualised 3 years**

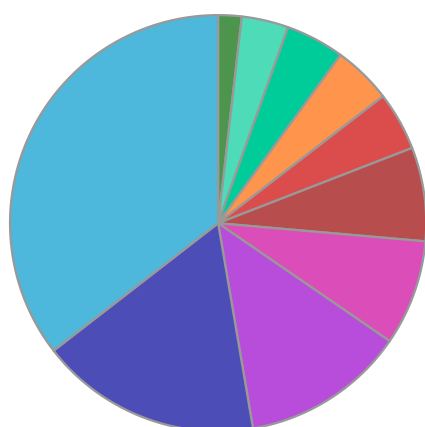
	Growth Rate %	Volatility	Alpha	Beta	Sharpe
Fund	-0.05	11.24	-0.03	2.76	0.00
Stock Sector Average	0.17	3.72	0.00	1.00	0.00

**Sanlam High Income Real Return A £**

**Fund Composition**



	(%)
UK	48.45
Money Market	11.00
Guernsey	9.89
Denmark	6.92
Cayman Islands	5.93
USA	5.93
Ireland	3.96
Jersey	3.96
Luxembourg	1.98
Netherlands	1.98



	(%)
Mutual Funds	35.49
Money Market	17.19
Banks	12.74
Property Shares	8.19
Services	7.28
Financial Services	4.55
Insurance	4.55
Retail	4.55
Foods	3.64
Electricity Supply	1.82

**Largest Holdings**

Holdings	(%)
TORO CO	6.00
DRESDNER FNDG TRUST I	5.90
AQUILA EUROPEAN RENEWABLE	5.20
PUNCH TAVERNS FINANCE B	5.10
HIPGNOSIS SONGS LIMITED C NPV	4.80

\* Data supplied by fund managers regarding fixed interests funds may not specify yield type. As the provision of redemption yield is an FCA regulatory requirement Novia assumes these are used.

**Important Information**

Performance details and yields are as at 30/09/2020. Performance figures are inclusive of net reinvested income. Source: FE. This document is designed only for professional investors and experienced advisers. The value of investments and the income gained may fluctuate. Investors may not get back the full amount invested. Past performance is not a guide to the future.