

iShares SuMSCIJP SRI EUR HUETF GBP
Fund Information
Sector

Equity - Japan

Manager's Name

BlackRock Asset Management Ireland Ltd

Date Manager Appointed

Apr 2016

Launch Date

Apr 2016

Fund Size (£m)

£90.09

Yield* (See page 2)

0.00 %

XD Dates

N/A

Last Distribution

N/A (XD Date)

N/A (Pay Date)

N/A (Distribution)

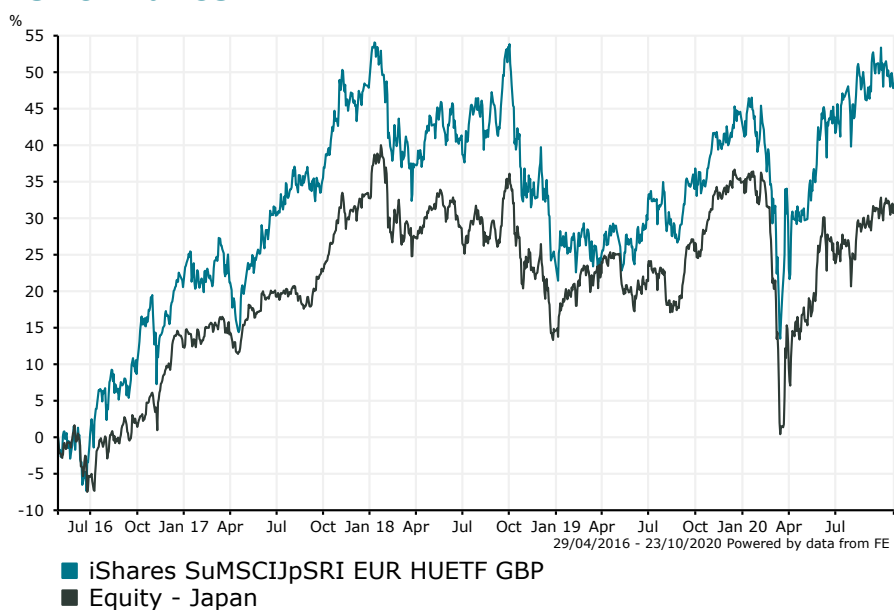
OCF

0.25 %

Fund Aim

The Fund seeks to track the performance of an index composed of Japanese ESG (environmental, social and governance) screened companies with currency exposures hedged back to Euro on a monthly basis.

Sector: Equity - Japan

Performance


Morningstar Analyst Rating
N/A

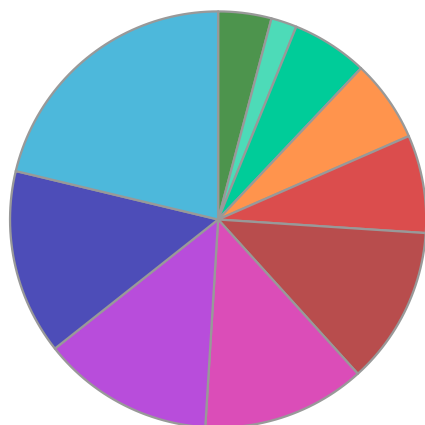
FE Crown Rating

| Discrete Performance - 12 months to 31/12/19 | | | | | |
|--|-------|--------|-------|------|------|
| | 2019 | 2018 | 2017 | 2016 | 2015 |
| Fund | 16.01 | -16.11 | 22.65 | - | - |
| Stock Sector Average | 17.73 | -13.70 | 18.16 | 1.97 | 9.96 |

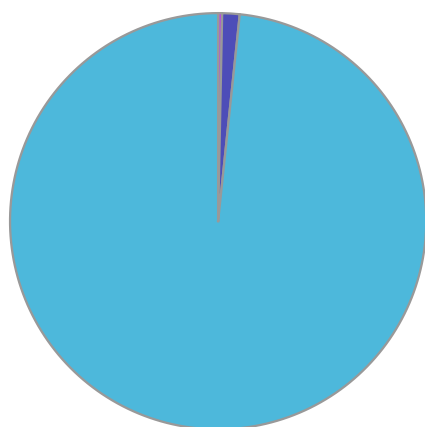
| Cumulative Performance to 30/09/20 | | | | | |
|------------------------------------|-------|-------|-------|-------|-------|
| | 1 Yr | 2 Yrs | 3 Yrs | 4 Yrs | 5 Yrs |
| Fund | 12.20 | -2.02 | 11.27 | 38.37 | - |
| Stock Sector Average | 4.15 | -3.44 | 6.50 | 28.29 | 29.40 |

| Performance Analysis - Annualised 3 years | | | | | |
|---|---------------|------------|-------|------|--------|
| | Growth Rate % | Volatility | Alpha | Beta | Sharpe |
| Fund | 3.62 | 14.42 | 1.82 | 0.90 | 0.01 |
| Stock Sector Average | 2.12 | 14.35 | 0.00 | 1.00 | 0.00 |

Fund Composition



| | (%) |
|------------------------|-------|
| Consumer Discretionary | 21.26 |
| Industrials | 14.39 |
| Communications | 13.37 |
| Health Care | 12.70 |
| Information Technology | 12.25 |
| Consumer Staples | 7.60 |
| Materials | 6.39 |
| Financials | 5.92 |
| Real Estate | 2.00 |
| Others | 4.13 |



| | (%) |
|-------------------|-------|
| Japanese Equities | 98.35 |
| Forwards | 1.35 |
| Money Market | 0.31 |

Largest Holdings

| Holdings | (%) |
|-----------------------|------|
| SONY CORP | 9.58 |
| NINTENDO CO | 5.78 |
| DAIICHI SANKYO CO LTD | 4.90 |
| KDDI CORP | 4.54 |
| DAIKIN INDUSTRIES | 4.54 |

| Holdings | (%) |
|-------------------------|------|
| HONDA MOTOR CO | 4.07 |
| TOKYO ELECTRON | 3.70 |
| KAO CORP | 3.55 |
| MURATA MANUFACTURING CO | 3.29 |
| NTT DOCOMO INC | 3.05 |

* Data supplied by fund managers regarding fixed interests funds may not specify yield type. As the provision of redemption yield is an FCA regulatory requirement Novia assumes these are used.

Important Information

Performance details and yields are as at 30/09/2020. Performance figures are inclusive of net reinvested income. Source: FE. This document is designed only for professional investors and experienced advisers. The value of investments and the income gained may fluctuate. Investors may not get back the full amount invested. Past performance is not a guide to the future.