

BlackRock Stg Strategic Bd D Inc

Fund Information

Sector

IA Sterling Strategic Bond

Manager's Name

 Simon Blundell
Ben Edwards

Date Manager Appointed

May 2016

Launch Date

May 2016

Fund Size(£m)

£79.79

Yield* (See page2)

1.71 %

XD Dates

Sep 01, Mar 02, Feb 28

Last Distribution

 01/09/20 (XD Date)
30/10/20 (Pay Date)
1.21(Distribution)

OCF

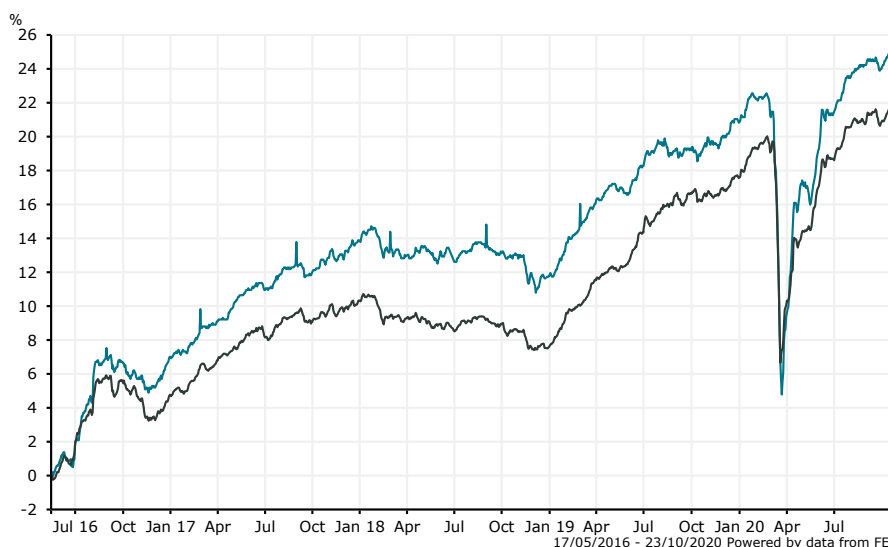
0.60 %

Fund Aim

The aim of the Fund is to provide a return on your investment generated through an increase in the value of the assets held by the Fund and/or income received from those assets. The Fund invests at least 50% of its total assets in Sterling denominated non-government fixed income (FI) securities (such as bonds) that are investment grade (i.e. meet a specified level of creditworthiness) at the time of purchase. However, the Fund will invest in the full range of FI securities which may include investments with a relatively low credit rating or which are unrated. The FI securities may be issued by companies, governments, government agencies and supranationals (e.g. the International Bank for Reconstruction and Development).

Sector: IA Sterling Strategic Bond

Performance



■ BlackRock Stg Strategic Bd D Inc
■ IA Sterling Strategic Bond

Morningstar Analyst Rating

N/A

FE Crown Rating

Discrete Performance - 12 months to 31/12/19

	2019	2018	2017	2016	2015
Fund	8.12	-1.88	6.42	-	-
Stock Sector Average	9.26	-2.49	5.31	7.33	-0.19

Cumulative Performance to 30/09/20

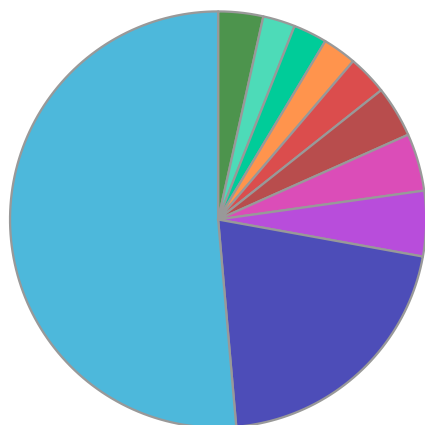
	1 Yr	2 Yrs	3 Yrs	4 Yrs	5 Yrs
Fund	3.95	9.52	10.80	16.21	-
Stock Sector Average	3.59	10.93	10.81	14.43	24.00

Performance Analysis - Annualised 3 years

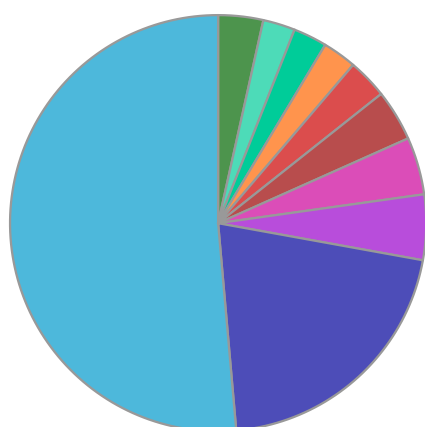
	Growth Rate %	Volatility	Alpha	Beta	Sharpe
Fund	3.48	7.87	-0.86	1.28	0.00
Stock Sector Average	3.48	5.72	0.00	1.00	0.00

BlackRock Stg Strategic Bd D Inc

Fund Composition



	(%)
UK Fixed Interest	51.39
US Fixed Interest	20.76
Money Market	5.07
Irish Fixed Interest	4.46
French Fixed Interest	3.99
Spanish Fixed Interest	3.09
Australian Fixed Interest	2.63
Swiss Fixed Interest	2.62
German Fixed Interest	2.50
Others	3.49



	(%)
UK	51.39
USA	20.76
Money Market	5.07
Ireland	4.46
France	3.99
Spain	3.09
Australia	2.63
Switzerland	2.62
Germany	2.50
Others	3.49

Largest Holdings

Holdings	(%)
UK CONV GILT 0.875 10/22/2029	5.98
ISH EUR HY CRP BND ETF EUR DIST	4.46
TESCO PROPERTY REGS	3.19
TIME WARNER CABLE LLC 5.75 06/02/2031	2.69
BUPA FINANCE PLC 1.75% NTS 14/06/27 GBP100000	2.61

Holdings	(%)
IMPERIAL BRANDS FINANCE PLC 5.5% NTS 28/09/26 GBP100000	2.36
WELLS FARGO & CO 2% NTS 28/07/25 GBP100000	2.35
BRITISH TELECOMMUNICATIONS 3.125% NTS 21/11/31 GBP100000	1.89
BAT INTERNATIONAL FINANCE PLC MTN REGS 4 09/04/2026	1.82
EDF 5.875% UNDATED NTS GBP100000	1.75

* Data supplied by fund managers regarding fixed interests funds may not specify yield type. As the provision of redemption yield is an FCA regulatory requirement Novia assumes these are used.

Important Information

Performance details and yields are as at 30/09/2020. Performance figures are inclusive of net reinvested income. Source: FE. This document is designed only for professional investors and experienced advisers. The value of investments and the income gained may fluctuate. Investors may not get back the full amount invested. Past performance is not a guide to the future.