

## Liontrust India C Acc GBP

### Fund Information

**Sector**

IA Specialist

**Manager's Name**

Ewan Thompson

**Date Manager Appointed**

Jul 2009

**Launch Date**

Dec 2006

**Fund Size(£m)**

£36.75

**Yield\*** (See page2)

0.00 %

**XD Dates**

Jan 02, Jul 03

**Last Distribution**

02/01/20 (XD Date)

28/02/20 (Pay Date)

0.00(Distribution)

**OCF**

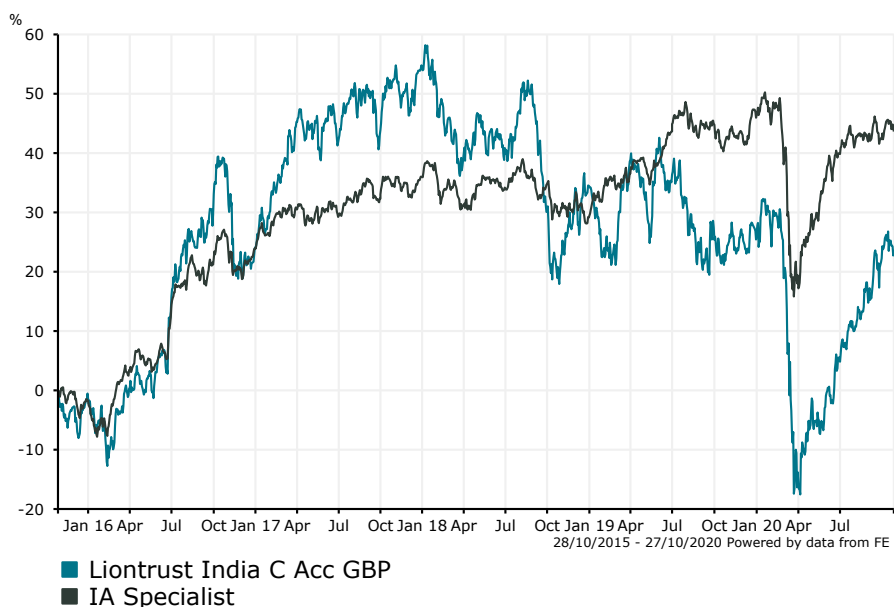
0.93 %

### Fund Aim

The investment objective of Liontrust India Fund is to generate long term (5 years or more) capital growth.

**Sector:** IA Specialist

### Performance


**Morningstar Analyst Rating**

N/A

**FE Crown Rating**

**Discrete Performance - 12 months to 31/12/19**

|                      | 2019  | 2018   | 2017  | 2016  | 2015  |
|----------------------|-------|--------|-------|-------|-------|
| Fund                 | -6.73 | -13.12 | 24.89 | 24.61 | 1.15  |
| Stock Sector Average | 13.04 | -5.05  | 9.73  | 26.17 | -5.66 |

**Cumulative Performance to 30/09/20**

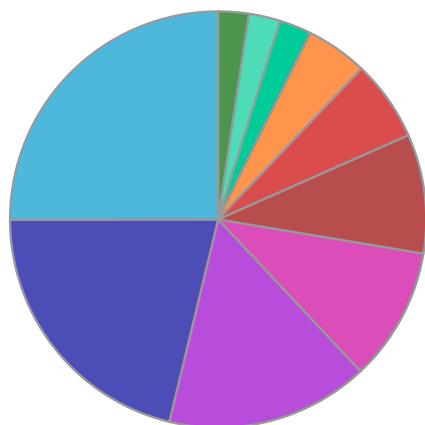
|                      | 1 Yr  | 2 Yrs | 3 Yrs  | 4 Yrs | 5 Yrs |
|----------------------|-------|-------|--------|-------|-------|
| Fund                 | -4.07 | -6.01 | -14.54 | -5.79 | 25.40 |
| Stock Sector Average | -1.74 | 5.71  | 7.58   | 17.45 | 48.67 |

**Performance Analysis - Annualised 3 years**

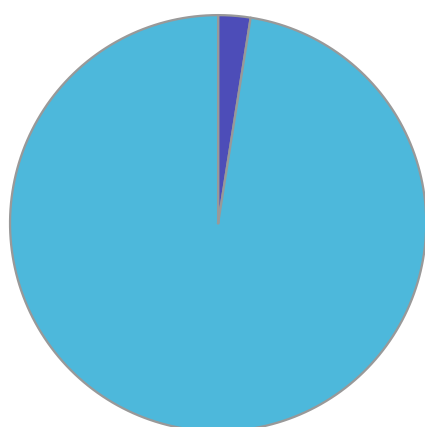
|                      | Growth Rate % | Volatility | Alpha | Beta | Sharpe |
|----------------------|---------------|------------|-------|------|--------|
| Fund                 | -5.10         | 25.98      | -6.41 | 1.55 | -0.02  |
| Stock Sector Average | 2.46          | 11.94      | 0.00  | 1.00 | 0.00   |

**Liontrust India C Acc GBP**

**Fund Composition**



|                        | (%)   |
|------------------------|-------|
| Financials             | 25.02 |
| Information Technology | 21.21 |
| Materials              | 15.76 |
| Health Care            | 10.38 |
| Energy                 | 9.26  |
| Consumer Staples       | 6.28  |
| Industrials            | 4.76  |
| Money Market           | 2.50  |
| Communications         | 2.45  |
| Real Estate            | 2.38  |



|                 | (%)   |
|-----------------|-------|
| Indian Equities | 97.50 |
| Money Market    | 2.50  |

**Largest Holdings**

| Holdings                         | (%)  |
|----------------------------------|------|
| INFOSYS LTD                      | 9.31 |
| RELIANCE INDUSTRIES              | 8.82 |
| ICICI BANK                       | 8.16 |
| PERSISTENT SYSTEMS LTD           | 5.65 |
| HOUSING DEVELOPMENT FINANCE CORP | 5.38 |

| Holdings                 | (%)  |
|--------------------------|------|
| DEEPAK NITRITE           | 4.57 |
| HDFC BANK LTD            | 4.32 |
| GODREJ CONSUMER PRODUCTS | 3.84 |
| HCL TECHNOLOGIES         | 3.69 |
| TORRENT PHARMACEUTICAL   | 3.34 |

\* Data supplied by fund managers regarding fixed interests funds may not specify yield type. As the provision of redemption yield is an FCA regulatory requirement Novia assumes these are used.

**Important Information**

Performance details and yields are as at 30/09/2020. Performance figures are inclusive of net reinvested income. Source: FE. This document is designed only for professional investors and experienced advisers. The value of investments and the income gained may fluctuate. Investors may not get back the full amount invested. Past performance is not a guide to the future.