

Lazard US Eq Conctrd C A£

Fund Information

Sector
Equity - USA

Manager's Name
Christopher Blake
Martin Flood

Date Manager Appointed
Feb 2016

Launch Date
Dec 2016

Fund Size (£m)
£530.65

Yield* (See page2)
0.00 %

XD Dates
N/A

Last Distribution
N/A (XD Date)
N/A (Pay Date)
N/A(Distribution)

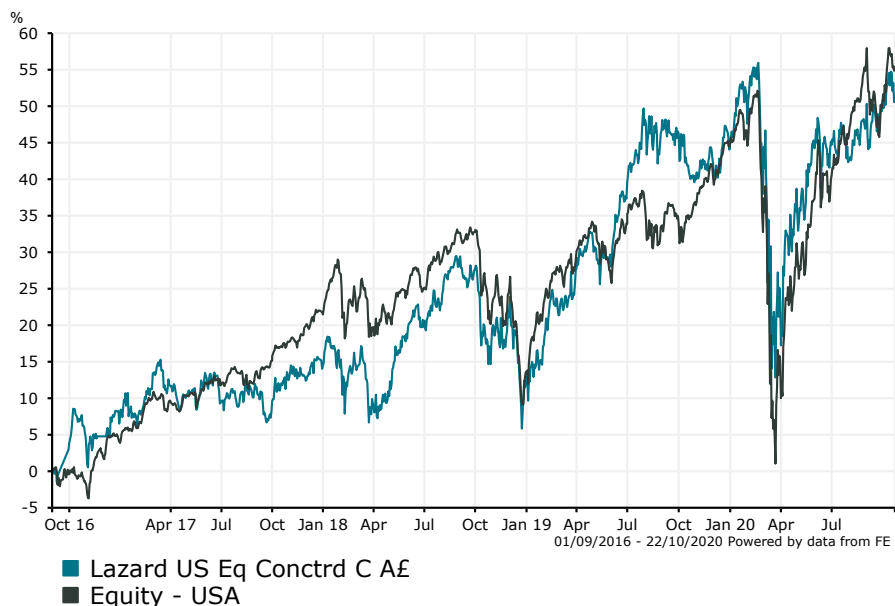
OCF
0.88 %

Fund Aim

The investment objective of this Fund is to seek mid to long term capital growth

Sector: Equity - USA

Performance



Discrete Performance - 12 months to 31/12/19

| | 2019 | 2018 | 2017 | 2016 | 2015 |
|----------------------|-------|-------|-------|------|-------|
| Fund | 28.72 | -1.85 | 7.05 | - | - |
| Stock Sector Average | 27.26 | -6.52 | 16.78 | 8.86 | -1.57 |

Cumulative Performance to 30/09/20

| | 1 Yr | 2 Yrs | 3 Yrs | 4 Yrs | 5 Yrs |
|----------------------|-------|-------|-------|-------|-------|
| Fund | 2.12 | 17.29 | 38.39 | 45.33 | - |
| Stock Sector Average | 11.57 | 13.41 | 30.77 | 51.19 | 66.98 |

Performance Analysis - Annualised 3 years

| | Growth Rate % | Volatility | Alpha | Beta | Sharpe |
|----------------------|---------------|------------|-------|------|--------|
| Fund | 11.44 | 15.87 | 4.22 | 0.76 | 0.50 |
| Stock Sector Average | 9.36 | 17.54 | 0.00 | 1.00 | 0.33 |

Morningstar Analyst Rating

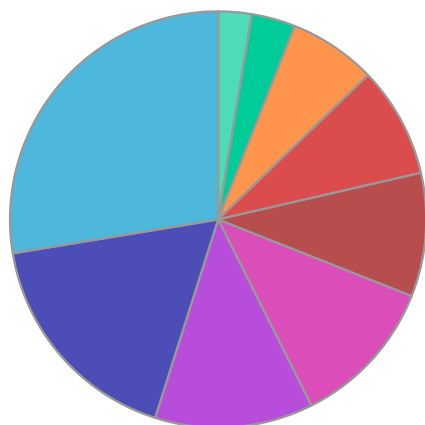
N/A

FE Crown Rating

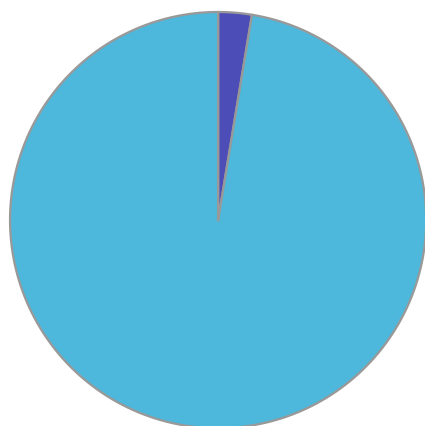


Lazard **US Eq Conctrd C A£**

Fund Composition



| | (%) |
|------------------------|-------|
| Information Technology | 27.60 |
| Consumer Discretionary | 17.50 |
| Real Estate | 12.30 |
| Health Care | 11.60 |
| Financials | 9.60 |
| Industrials | 8.60 |
| Communications | 6.80 |
| Materials | 3.40 |
| Money Market | 2.60 |



| | (%) |
|--------------|-------|
| US Equities | 97.40 |
| Money Market | 2.60 |

Largest Holdings

| Holdings | (%) |
|-----------------|------|
| MEDTRONIC INC | 7.70 |
| FISERV INC | 6.80 |
| ALPHABET INC | 5.80 |
| PUBLIC STORAGE | 5.20 |
| MCDONALD`S CORP | 5.10 |

| Holdings | (%) |
|---------------------------------|------|
| ANALOG DEVICES INC | 5.00 |
| INTERCONTINENTAL EXCHANGE INC | 5.00 |
| SKYWORKS SOLUTIONS INC | 4.60 |
| S&P GLOBAL | 4.60 |
| CROWN CASTLE INTERNATIONAL CORP | 4.40 |

* Data supplied by fund managers regarding fixed interests funds may not specify yield type. As the provision of redemption yield is an FCA regulatory requirement Novia assumes these are used.

Important Information

Performance details and yields are as at 30/09/2020. Performance figures are inclusive of net reinvested income. Source: FE. This document is designed only for professional investors and experienced advisers. The value of investments and the income gained may fluctuate. Investors may not get back the full amount invested. Past performance is not a guide to the future.